

# cmtrailer parts

AN **AL-KO** COMPANY

## PRODUCT CATALOGUE 2024



Email [sales.nz@alko-tech.com](mailto:sales.nz@alko-tech.com) | Phone 03 308 9918

[www.alko.co.nz](http://www.alko.co.nz)

**Welcome to our new 2024 Product Catalogue.**

**Since the acquisition of CM Trailer Parts by AL-KO International, our ANZ teams have been working on integrating the operations into one entity.**

**Customer solutions, quality and service are at the forefront of our decision making. CM Trailer Parts and AL-KO are now integrated in one location. Optimising the product range offerings and streamlining our systems, resulting in greater customer satisfaction.**

**As we journey forward, customers can expect AL-KO to continue the legacy offering the same trusted product, service and traditional values, synonymous with the CM Trailer Parts Brand.**

#### **CUSTOMER SATISFACTION**

AL-KO and our parent company DexKo Global values happy customers, so we guarantee high-quality products, delivered fast and supported by great service from our dedicated team, each and every time.

#### **QUALITY AND VALUE**

Designed and manufactured for durability, reliability and long life operation. We are committed to doing it right the first time and providing our customers with exceptional value for money. Hence our mantra Quality For Life.

#### **SAFETY FIRST**

We are committed to delivering market leading products that are the latest in safety, borne by investment and a rich global history in innovation to ensure where applicable, all products comply with NZ standards or other relevant international standards.

#### **TESTED AND CERTIFIED**

Extensive design and testing is carried out by our global engineering team, who develop specifically for New Zealand's arduous conditions ensuring our products meet or exceed the required standards.

#### **INNOVATIVE SOLUTIONS**

Our ongoing R & D programme means we are always developing new and improved products, which we offer as soon as testing and safety work is completed.

#### **INDUSTRY LEADERS**

We are a leading supplier of trailer parts in the New Zealand and Australian market, backed by the worldwide expertise and resources of AL-KO and DexKo Global.

**As we have traditionally done, we have created this product guide for easy navigation, offering components starting at the front of the trailer, with Towballs, Winches and Couplings, Suspension packages and finishing with Lighting & Electrical and Spare Parts. We have also have a section in spare parts for global OEM products on pages 134–137.**

### **1986**

**CM Spares** is founded in NZ specialising in engineered supplies and auto motive spare parts.

### **1988**

**CM Spares** was acquired and continued the values it was established on.

### **2005**

**CM Trailer Parts** business establishes new identity with a focus on trailer equipment.

### **2018**

**CM Trailer Parts** joins the DexKo Global Group becoming part of the global market leader in caravan, motorhome & trailer components

### **2023**

**CM Trailer Parts** and **AL-KO** merge sales & operations together under one roof.

<b>A</b>	
Anti-luce fasteners	82
Axle beam assemblies	57

<b>B</b>	
Back-up valve	18
Bearing and seal ID chart	109
Bearing buddies	38
Bearing installation guide	110
Bearing and seal kits	37, 109, 137
Boat rollers	93-96
Body hardware	81-90
Bonnet catches	88
Brake actuators	21-24
Brake controllers	25
Brake fittings	16-20
Braked axle sets	48-53
Brake rule guideline	45-47
Breakaway kits	27
Bundy tubing	16

<b>C</b>	
Calipers	54
Catches – overcentre	88
– door	84-85
Container door locks	91
Conversion tables: inches / mm	Back cover
Corner steadies – underbody	32
Coupling locks	91-92
Coupling mounting plates	10
Couplings	6-15

<b>D</b>	
Dee shackles – mild steel	81
– safety chain hi-tensile	5
Disc brakes	48-53
Dispenser units – showroom	107-108
Door catches and handles	84-85
Door holders	86
Drop axle plates	37
Drop locks	84
Drum brakes – hydraulic	55
– electric	55
– European mechanical	53
Dust caps	38

<b>E</b>	
Electric brake controllers	25
Electric brake hardware	21-27
Electric drum brakes	55
Electric/hydraulic actuator	21-24
Electrical – lights, plugs, cable	97-105
– LED lighting	100-105
– interfaces	99
Eye plates	82

<b>F</b>	
Fifth wheels	15

<b>G</b>	
Gooseneck hitch and ball	15
Grip clips	81
Gudgeons	83

<b>H</b>	
Handbrakes	18
Handles, tee and slam	84-85
Hinges and gudgeons	83-84
Hose and fitting kits	19-20
Hub and axle kits – braked	51-59
– non-braked	35-37
Hydraulic brake actuators	26
Hydraulic tipping hoists	79-80

<b>I</b>	
iQ7 Brake Actuator	21-24

<b>J</b>	
Jockey wheels, stands and yokes	28-32
Junction box	99

<b>K</b>	
Kitsets – trailer	77-78

<b>L</b>	
Lashing rings	90
Lights – LED tail/marker lamps	101-104
– light boards	105
Linch pins	81
Locks – rod locks	85
– tee and slam	84

<b>M</b>	
Machinery stands	30-31
Master cylinders	11
Mounting plates – coupling	10
Mudflaps	72
Mudguards	73-76

<b>O</b>	
Over-centre catches	88
Override couplings	12-13

<b>P</b>	
Parking legs	32
PCD charts	41-44
Pintle hooks	14
Poly skid strip	96

<b>Q</b>	
Quik-locks	4

<b>R</b>	
Reflectors	105
Rego and WOF holders	86
Reversing valve	18
Rims	70-71
Ringfeder and towing eyes	14

<b>R</b>	
Rod locks	85
Roof vents	90
Rollers – boat	93-96
Rope hooks	34
Rubber buffers	89

<b>S</b>	
Safety chain and accessories	5
Security locks	91-92
SensaBrake AL-KO IQ7	21-24
Shaft locking pins	81
Snub blocks	96
Spare parts	111-139
Spare wheel mount	72
Spring bolts	87
Spring fittings	66
Spring sets – single	58-60
– tandem	61-66
– triple	63
Springs – tail door	89
Stockist index	140-142
Stud pattern chart	41-43
Suspension – torsion	68

<b>T</b>	
Tail door springs	89
Tipping hydraulic hoists	79-80
Torsion suspensions	68
Towballs and accessories	4-5
Towing eyes	16-17
Trailer couplings	6-15
Trailer kitsets	77-78
Trailer locks	92
Tubing	16
Tyres	70

<b>U</b>	
U-bolts and fittings	67
Underbody corner steadies	32

<b>V</b>	
Vents	90

<b>W</b>	
Warrant holders	88
Wheel bearing protector	38
Wheel bearing and seal kits	37, 109, 137
Wheel bearing and seal ID charts	109
Wheel locks	92
Wheel nuts and studs	39
Wheel nut safety indicators	40
Wheels and tyres	69-72
Winches and ropes	33-34
Wire rope clamps	81
Wiring diagrams	106
Wobble rollers and frames	94-95

**TOWBALLS  
& ACCESSORIES****4-5**

Towballs and chrome covers	4
Quik Lok	4
Safety chains	5
Safety shackles	5

**COUPLINGS****6-15**

Non-braked couplings	6-10
Master cylinders	11
Braked couplings	12-13
Towing eyes and pintle hooks	14
Fifth wheels and goosenecks	15

**BRAKE FITTINGS****16-20**

Hose kits	16
Tubing	16
Brake fittings	16-20
Handbrake levers	18

**BRAKE CONTROL  
& ACCESSORIES****21-27**

Brake actuators	21-24
Electric brake controllers	25
Brakeaway kits	27

**JOCKEY WHEELS  
& STANDS****28-32**

Jockey wheels	28-29
Machinery stands	30-31
Electric jack	31
Landing legs	31

**WINCHES & WIRES****33-34**

Boat winches	33
Winch ropes and straps	34

**HUBS & STUBS  
NON-BRAKED****35-47**

Hub & stub axle kits	35-37
Drop plates and Bearing and seal kits	37
Dust caps and bearing buddies	38
Wheel studs, nuts and indicators	39-40
PCD wheel fitment chart	42
Brake rule guidelines	43

**BRAKES - DISC  
& DRUM****48-57**

Disc brakes and calipers	48-53
Drum brakes	55-56
Axle beam assemblies	57

**SPRINGS  
& SUSPENSIONS****58-68**

Eye-slipper spring sets	58-60
Eye-eye spring sets and fittings	61-66
U-bolts	67
Torsion suspensions	68

**WHEEL & TYRE****69-72**

Steel wheel and tyre assemblies	69
Steel rims, tyres	70
Alloy wheels and tyre assemblies	71
Spare wheel mounts	72
Mud flaps	72

## MUDGUARDS 73-76

Single mudguards	73-74
Tandem mudguards	75-76

## TRAILER KITS 77-78

Single axle kits	77
Tandem axle kits	78

## HYDRAULIC TIPPING HOISTS 79-80

Tipping kits and parts	79-80
------------------------	-------

## BODY HARDWARE 81-90

Anti-loss, linch pins, shackles	81-82
Hinges and gudgeons	83-84
Door catches and handles	84-85
Spring bolts and latches	87-88
Tail door springs and rubber buffers	89
Lashing rings	90
Roof vents and toolboxes	90

## SECURITY 91-92

Coupling locks	91
Wheel locks	92

## BOAT ROLLERS 93-96

Boat rollers, pins and frames	93-94
Wobble roller kits	95
Snub blocks and skid strip	96

## LIGHTING & ELECTRICAL 97-105

Plugs, sockets and wiring looms	97
Lighting interfaces and resistors	99
Cable and accessories	99
Led tail lamps and markers	100-102
LED interior lamps	103
Bulbs - incandescent lamps	104
Reflectors	105

## GUIDES & MERCHANDISING 106-110

Trailer wiring diagram	106
Stockist dispenser stands	107-108
Bearing and seal chart	109
Bearing maintenance guide	110

## SPARE PARTS 111-139

Couplings	112-116
Drum brake hose kits	117
Hub and stub	118-119
Hydraulic disc brakes	120-122
Hydraulic calipers	123-124
Drum brakes	125-126
Brake disc pads and shoes	127-129
Replacement springs, rockers, bushes	130-133
American trailer spare parts	134-137
Trojan spare parts	138-139

## STOCKISTS 140-142

North Island	140-141
South Island	142

## TOWBALLS

CM offer a comprehensive range of towballs in sizes 1 $\frac{7}{8}$ ", 50mm and 2 $\frac{5}{16}$ ".

BLISTER PACK PART NO	BULK PART NO	SIZE	THREAD	SHANK LENGTH	FINISH	CAPACITY
TE15TB178A	TE15TB178AB	1 $\frac{7}{8}$ "	$\frac{3}{4}$ " UNF	44mm	Chrome	2000kg
TE15TB178AZ	TE15TB178AZB		$\frac{3}{4}$ " UNF	44mm	Zinc	2000kg
TE15TB178C			$\frac{3}{4}$ " UNF	65mm	Chrome	2000kg
TE15TB178E			$\frac{7}{8}$ " UNF	65mm	Chrome	3500kg
TE15TB178H	TE15TB178HB	50mm	1" UNF	65mm	Chrome	3500kg
TE15TB50A			$\frac{3}{4}$ " UNF	44mm	Chrome	2000kg
TE15TB50E			$\frac{7}{8}$ " UNF	65mm	Chrome	3500kg
	TE15TB50H		1" UNF	115mm	Chrome	3500kg
TE15TB50J			1" UNF	65mm	Chrome	3500kg
	TE15TB2516	2 $\frac{5}{16}$ "	1" UNF	52mm	Chrome	3400kg



### THREAD TIGHTENING TORQUE

THREAD	TORQUE
$\frac{3}{4}$ " UNF	180-220 Nm
$\frac{7}{8}$ " UNF	290-340 Nm
1" UNF	350-400 Nm

## HIGH-RISE 50MM TOWBALLS & BASEPLATES

CM's high-rise towballs are designed for use with Al-Ko™ anti-sway couplings and must be used in conjunction with CM's special base plates.

PART NO	DESCRIPTION	THREAD	SHANK LENGTH	FINISH	CAPACITY
TE15TBHR50AK	Towball & baseplate kit	$\frac{3}{4}$ " UNF	65mm	Black oxide	2000kg
TE15TBHR50EK	Towball & baseplate kit	$\frac{7}{8}$ " UNF	65mm	Black oxide	3500kg
TE15TBHR50JK	Towball & baseplate kit	1" UNF	65mm	Black oxide	3500kg



## DOUBLE CLEVIS LONG SHANK TOWBALLS



Ideal for use on tractors etc, and serves as a towball and tow pin through a double clevis.


PART NO	SIZE	SHANK DIAMETER	SHANK LENGTH TO LINCH PIN
TE15TB788	1 $\frac{7}{8}$ "	$\frac{7}{8}$ "	150mm
TE15TB789	1 $\frac{7}{8}$ "	1"	150mm
TE15TB790	50mm	$\frac{7}{8}$ "	150mm

**\*TO ORDER ONLY**

## TRAILER QUIK-LOCK

### TE12P045

Heavy construction trailer chain connector made from stainless steel. This model is supplied with stainless steel bolt and nut giving a towable rating of 1750kg maximum, alternatively the customer can buy a grade 10.9 hi-tensile bolt and nut giving improved maximum towable rating of 2500kg.



## TRAILER QUIK-LOCK

### TE12P039

Trailer safety chain connector. Maximum towable rating of 2500kg.



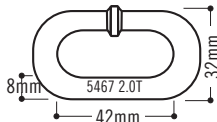
## 8MM TRAILER SAFETY CHAIN & SHACKLE

### TE12M81

Comes with 1 x certified 11mm pin high-tensile dee shackle and 1 x mounting washer.



PART NO	LENGTH	BLISTER PACK
TE12M81	400mm	-
TE12M81P	400mm	Yes
TE12M81-12	480mm	-
TE12M81-14	560mm	-



Note: This slim profile chain fits the Quik-locks.

## HI-TENSILE D SHACKLE 11MM

### TE12M90

### TE12M90P (blister pack)


New wider opening 23mm

Capacity 2000kg

Destruction tested to 6500kg

Marked NZS5467 & MTM2T

Test certificate available



## 8MM HI-TENSILE BULK SAFETY CHAIN

### TE12M95



CM quality safety chain is manufactured to Grade 70 which exceeds NZS5467. Rated for use up to 2000kg, this long-link 8mm high tensile chain is approved for light trailers. Every fourth link is stamped.

Available at any length.

Test certificates available upon request.

## ANTI-LOSS SAFETY CHAIN (400MM)



1 x  $\frac{3}{8}$ " stainless steel shackle with captive anti-loss pin, rated @2.5 tonne (TE12M85)

1 x anti-loss insert

1 x mounting washer

PART NO	CHAIN LENGTH	BLISTER PACK
TE12M91	400mm	-
TE12M91P	400mm	Yes
TE12M91-12	510mm	-
TE12M91-14	600mm	-

**NO MORE LOST OR STOLEN SHACKLES**

## $\frac{3}{8}$ " STAINLESS STEEL SHACKLE (WITH CAPTIVE ANTI-LOSS PIN)

### TE12M85 /


### TE12M85P (blister pack)

This CM designed shackle has a captive pin, which means it can't fall out, saving time and money.

Plus, with a larger 23mm opening, CM's shackle also fits vehicles with heavier 22mm ( $\frac{7}{8}$ " ) thick drawbars.

Tested, certified NZS5467 and stamped 2.5 tonne. Test certificate available.

Made from long-lasting, polished stainless steel 316, will not rust or corrode.



## ANTI LOSS INSERT

### TE12M45 / TE12M45P (blister pack)

Innovative design stops the shackle body from falling out so no more lost D Shackles.

Ideal for safety chains.

Fits any chain 14.5-16mm.

UV resistant.



(Chain not included)

## MOUNTING WASHER

### TE12M80

Used for bolting safety chain to trailer drawbar



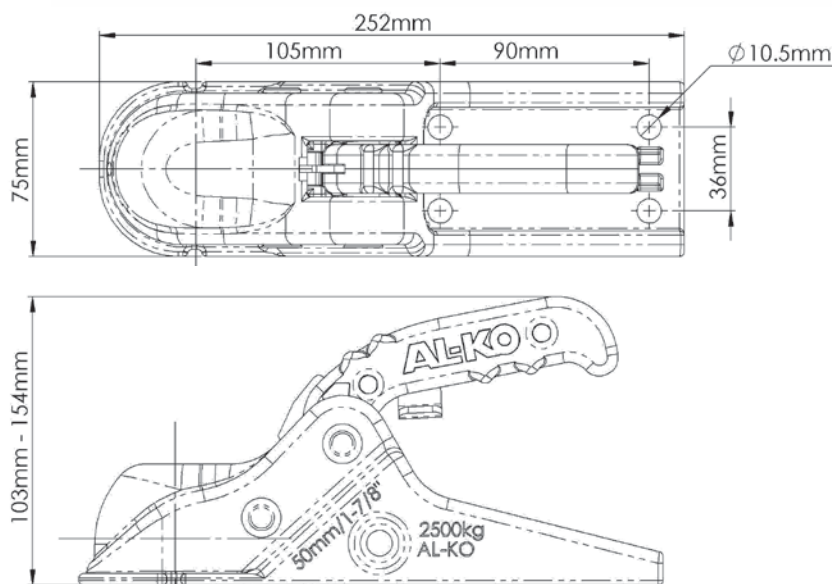
## AL-KO MULTIFIT LEVER COUPLING

### 614800

The AL-KO Multifit Coupling is designed to avoid the unnecessary hassle and dangers of a mismatched combination of towball and coupling.

While complying with national design regulations and prioritising user safety, AL-KO has developed a unique self-locking, dual-latching system to suit 1-7/8" and 50mm towballs. The system incorporates a visual engagement indicator, and guides the user to remove unnecessary loads in the connection to avoid incidents when uncoupling loaded trailers.

These plunger couplings are manufactured from quality SG iron and are particularly popular with OEM companies.



### SPECIFICATIONS

Complies with New Zealand Transport Agency requirements

Capacity: 2500kg

Mounting: 4 hole, with 36mm x 90mm centres

Finish: zinc plated

Ball to first hole: 105mm

Weight: 3.3 kg

#### AUTOMATIC PRIMARY AND SECONDARY LOCKING


AL-KO's unique self-locking engagement latch connects as it drops on to your towball.

A visual indicator is included so you can easily identify correct engagement.

#### SECURITY PROVISION

Protect your towable investment with confidence and ease: a 10mm hole has been designed to accept a range of lockable pins for security.

Part number:  
**TE12TCL100**



#### LOW PROFILE

When engaged, the AL-KO Multifit coupling has one of the lowest profiles in the market, removing the annoyance associated with a tailgate that can not be fully opened with the trailer attached.

#### EASY UNLOCKING

The European-style handle has been ergonomically designed to fit effortlessly into the natural grasp, with the secondary mechanism conveniently located at your fingertip.

## 1-7/8"-50MM MULTI-FIT COUPLING WITH SECURALOK™

### TE4C600Z

When towing a trailer, the trailer coupling needs to attach securely, every time. CM has conducted extensive R&D to produce a safe, strong and simple-to-connect multi-fit coupling.

Automatically adjusts  
to 50mm or 1 7/8"

Dacromet coated finish

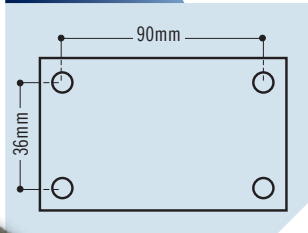
Manufactured from  
quality SG iron

2500kg capacity

**TESTED AND CERTIFIED:**  
meets and exceeds the 2T  
loading specification of  
NZS5232:1993, even tested  
at load ratings  
of 2.5T

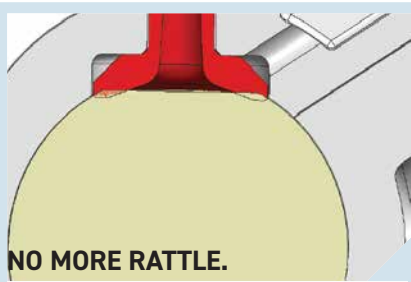
1-7/8" - 50mm  
2500kg capacity  
Part No: TE4C600Z

#### BOLT PATTERN



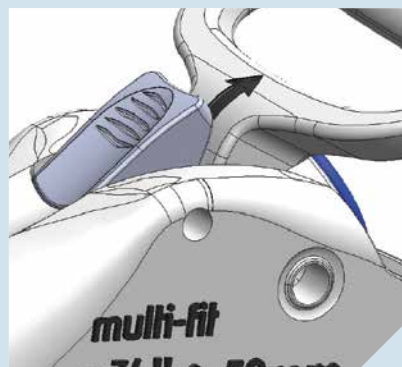
#### QUALITY

All internal surfaces are CNC precision machined ensuring accurate ball fitment every time.



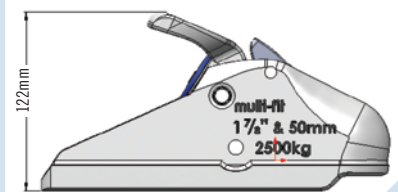
#### NO MORE RATTLE.

SILENTRIDE™ noise dampening is a patented tough poly insert that eliminates the need for anti-rattle screws.



#### SECURALOK™ SAFETY CATCH

The patented Securalok™ safety catch mechanism is precision cast from stainless steel 316. The catch is easy and intuitive to operate.



#### LOW HEIGHT

The comfortable, contoured grab handle has been reduced to a low overall height of 122mm.



#### SECURITY LOCK FITTED

## PLUNGER COUPLINGS

These plunger couplings are manufactured from quality SG iron and are popular with a lot of OEM manufacturers.

**Anti-rattle** – adjuster screw minimises any rattle

**Tough** – laboratory destruction tested to 13,600kg and still operable

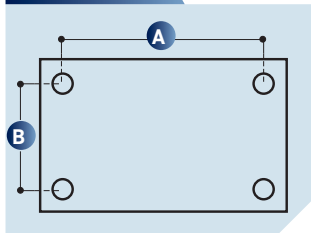
**No Locking Pins** – simply drop the plunger down

**Low Maintenance** – a number of manufacturers find maintenance costs are lower than with lever couplings, and last much longer

**Available Drilled or Blank** – available in two bolt patterns or blank (see chart below)



BOLT PATTERN



PART NO	SIZE	BOLT PATTERN (AxB)	FINISH	CAPACITY
TE4C788Z	1 <sup>7</sup> / <sub>8</sub> "	Blank	Dacromet coated	2000kg
TE4C788ZC	1 <sup>7</sup> / <sub>8</sub> "	101mm x 51mm	Dacromet coated	2000kg
TE4C788ZT	1 <sup>7</sup> / <sub>8</sub> "	Trojan 90mm x36mm	Dacromet coated	2000kg

## LEVER COUPLINGS

**614770**

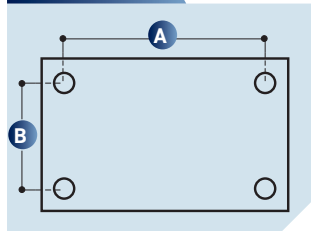
**1<sup>7</sup>/<sub>8</sub>" CAPACITY 2000KG**

**614755**

**50MM CAPACITY 2000KG**

Replacement lock pin kit TE19TRPT1025

BOLT PATTERN



614770 pictured

PART NO	SIZE	BOLT PATTERN (AxB)	FINISH	CAPACITY
614770	1 <sup>7</sup> / <sub>8</sub> "	90mm x 36mm	Dacromet Plated	2000kg
614755	50mm	90mm x 36mm	Dacromet Plated	2000kg


## MILD STEEL FABRICATED COUPLING

### TE4C740

1 $\frac{7}{8}$ " agricultural weld-on mild steel fabricated coupling.

The top of the coupling is open and mud is less likely to build up in ball area

2000kg capacity



## MILD STEEL FABRICATED COUPLINGS - ROAD LEGAL

### TE4C832

1 $\frac{7}{8}$ " pressed steel trailer coupling suitable for the smaller trailer.

Suits 50mm RHS box section.

900kg capacity.



#### BOLT PATTERN




## 75MM RING OVERRIDE COUPLING

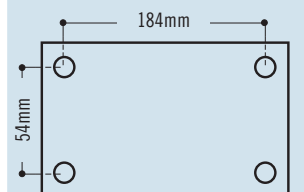
The head rotates through 360°.

Does not include master cylinder and bracket.

Should be used in conjunction with limited swivel baseplate TE194A790HBP to restrict rotation of ring and prevent lock-up on pintle hooks.



#### BOLT PATTERN



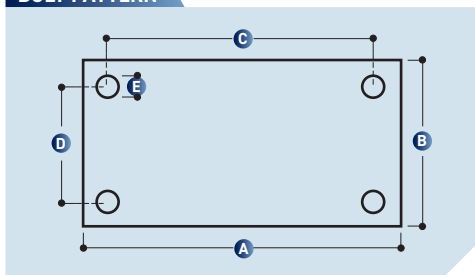
PART NO	SIZE	CAPACITY	FINISH
<b>TE4C795HD</b>	75mm ring diameter	2500kg	Zinc plated body, self-colour head/shaft
One-piece forged head and mainshaft			

## COUPLING MOUNTING PLATES

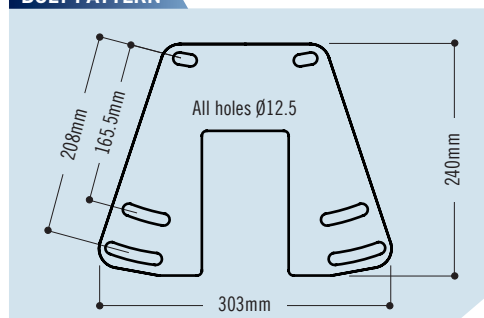
CM stock a range of trailer coupling mounting plates to suit override, electric, plunger and lever couplings.



BOLT PATTERN



BOLT PATTERN



PART NO	A	B	C	D	E	THICKNESS	SUITS
TE4MP4	151mm	80mm	90mm	36mm	11mm	10mm	CM, Trojan, Viking lever couplings
TE4MP7	220mm	80mm	184mm	54mm	12mm	10mm	Override and Electric couplings
TE4MPEU	-	-	-	-	-	12mm	Suits EU3500kg coupling

## HEAVY DUTY TRAILER COUPLINGS

3500kg heavy duty SG Iron Coupling.  
Tested and certified for on-road use.

Used in conjunction with electric drum brakes or electric / hydraulic brakes

Mounting bolt pattern is the same as our override couplings

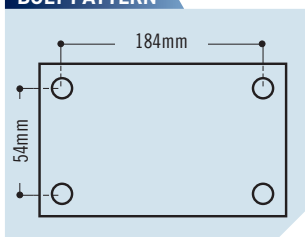
Padlocking facility for security

Available with or without handbrake lever

Finished in attractive zinc electroplating

CM also stock 3500kg rated towballs with a 1" shank in both 1 $\frac{7}{8}$ " and 50mm

BOLT PATTERN



Without Handbrake



With Handbrake



PART NO	SIZE	CAPACITY	WITH HANDBRAKE LEVER	FINISH
TE4C898Z	1 $\frac{7}{8}$ "	3500kg	Yes	Zinc Plated
614015	50mm	3500kg	No	Zinc Plated
614010PL	50mm	3500kg	Yes	Zinc Plated


## MULTI-FIT 3500KG TRAILER COUPLING

Automatically adjusts 50mm-1 $\frac{7}{8}$ "



TE4C891Z

TE4C892Z



PART NO	CAPACITY	HANDBRAKE LEVER	FINISH
TE4C891Z	3500kg	No	Dacromet coated
TE4C892Z	3500kg	Yes	Dacromet coated

## TOP TIP

### ANTI-RATTLE SCREW ADJUSTMENT

"A simple fix for that incessant rattle."

- Adjust anti-rattle screw down until it touches the towball
- Back off to allow a little movement without too much rattle. Alternatively, back off quarter to half turn to allow a little movement without too much rattle.

## MASTER CYLINDERS

TE194436 -  $\frac{3}{4}$ "  
TE194436P **BLISTER PACK**

Port entry angle on CM's  $\frac{3}{4}$ " master cylinder allows the tubing to tuck in neat & close, thus minimising the risk of damage

Easier and quicker to install



313001 -  $\frac{3}{4}$ "  
TE194437P **BLISTER PACK**  
313007 -  $\frac{7}{8}$ "



TE194440 -  $\frac{3}{4}$ " Cap  
313008 -  $\frac{7}{8}$ " Cap




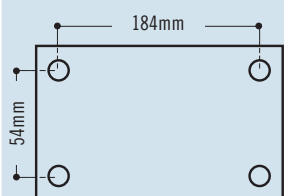
PART NO	QTY PER PACK	BORE DIA.	SIDE PORT
TE194436		$\frac{3}{4}$ "	✓
TE194436P	1	$\frac{3}{4}$ "	✓
313001		$\frac{3}{4}$ "	
TE194437P	1	$\frac{3}{4}$ "	
313007		$\frac{7}{8}$ "	

## HYDRAULIC OVERRIDE COUPLINGS

**TE4C798Z** with 3/4" Master Cylinder

**TE4C798Z7/8** with 7/8" Master Cylinder

### BOLT PATTERN



CM hydraulic override couplings are supplied standard with CM's innovative design registered master cylinder with a 5-degree port entry. The CM-designed and patented sturdy foldaway handbrake lever is also supplied as standard.

Folding handbrake lever and bracket also retrofits to these coupling brands: Trigg, TWL, Ark, Trailparts.

- Stainless steel fasteners
- Padlock facility
- Mounting plate available TE4MP7

With CM's master cylinder with 5° port entry, the tubing is more compact.



Foldaway handbrake lever



5-tooth precision ratchet



Flexible hoses sit low for a neat and tidy look. See flexible hose kits, page 21



After major FEA research, CM has redesigned the 1040 mainshaft



CM's intuitive folding handle mechanism




PART NO	SIZE	CAPACITY	APPLICATION	FOLDING LEVER	FINISH
<b>TE4C798Z</b>	1 7/8"	2500kg	Standard: 1251kg - 2500kg	■	Dacromet coated
<b>TE4C799Z</b>	50mm	2500kg	Standard: 1251kg - 2500kg	■	Dacromet coated

## MECHANICAL OVERRIDE COUPLINGS

Mechanical override couplings supplied complete with base plate.

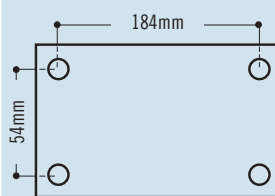
Attractively finished in Dacromet plating.

PART NO	SIZE	CAPACITY	FINISH
<b>TE4C796Z</b>	1 7/8"	2500kg	Dacromet Plated
<b>TE4C797Z</b>	50mm	2500kg	Dacromet Plated



Replacement handbrake lever  
**TE194457Z**

### BOLT PATTERN



# 1 7/8" 50MM MULTI-FIT OVERRIDE COUPLING WITH SILENTRIDE™

TE4C698Z c/w 3/4" Master Cylinder

TE4C698Z7/8 c/w 7/8" Master Cylinder

Automatically adjusts to 50mm or 1 7/8"

Dacromet coated finish


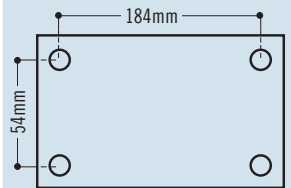
Manufactured from quality SG iron

2500kg capacity

TESTED AND CERTIFIED: meets and exceeds the 2T loading specifications of NZS5232:1993, even tested at load rating of 2.5T

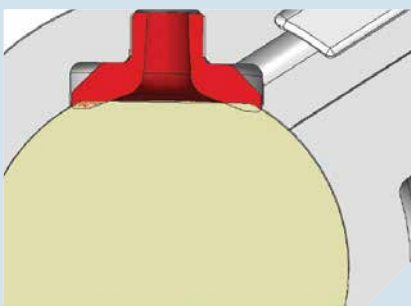
When towing a trailer, the trailer coupling needs to attach securely, every time. CM has conducted extensive R&D to make a safe, strong and simple-to-connect multi-fit coupling.

BOLT PATTERN



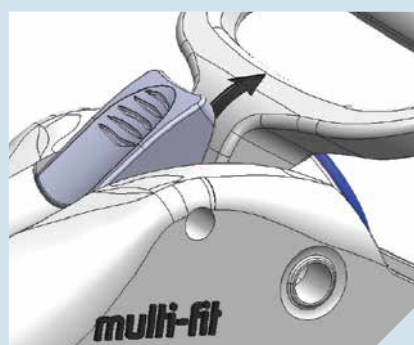
## QUALITY

All internal surfaces are CNC precision machined ensuring accurate ball fitment every time.



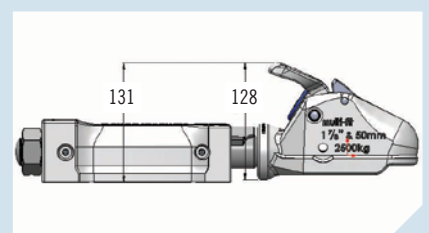
## NO MORE RATTLE

SILENTRIDE™ noise dampening is a patented tough poly insert that eliminates the need for anti-rattle screws.




## SECURALOK™ SAFETY CATCH

The patented Securalok™ safety catch mechanism is precision cast from stainless steel 316. The catch is easy and intuitive to operate.



## LOW HEIGHT

The comfortable, contoured grab handle has been reduced to a low overall height of 131mm.



## SLEEK NEW LOWER HEAD DESIGN

SECURITY LOCK FITTED



## 75MM FIXED RING COUPLINGS

### 614309

ADR Rating: On road 3500kg  
Off road 6000kg

Can be used with a mechanical  
park brake lever assembly

40mm thick  
ring section

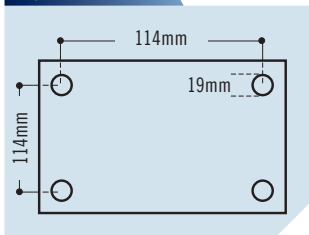


## 3" TOWING EYE

### TE4C959

3" towing eye. 27000kg capacity.  
Complies with SAE 847

#### BOLT PATTERN



## PINTLE HOOKS

### 614312

On road: 5000kg capacity

Tested and complies  
with SAE J684



### TE4C988

On road: 3500kg capacity

Off road: 10,000kg capacity

Tested and complies  
with SAE J684



### TE4C989

On road: 27,000kg capacity

Rated to SAE J847



## 1 7/8" BALL AND PINTLE HOOK

### TE4C980

3500kg capacity

Designed to tow trailers  
with either 1 7/8" towball  
coupling or ring towing eyes  
with minimum eye diameter  
of 63mm.

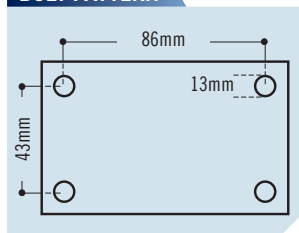
Double locking system.  
Lock the hook by fitting  
the security pin.

Never use without the  
security pin in place.

Tested and complies  
with NZS5232:1993  
and SAE J684



#### BOLT PATTERN



## GOOSENECK COUPLING

### TE4C970

2  $\frac{5}{16}$ " ball size

Weld-on

Rated at 9070kg


Maximum download  
rating: 2700kg

Adjustable capped  
pipe

Closed height: 750mm

Extended height: 1029mm

Product meets SAE  
J2638 - 5th wheel and  
gooseneck attachment  
performance up to  
20,000lbs



## GOOSENECK HITCH BALL

### TE4C974

2  $\frac{5}{16}$ " Atwood folding hitch ball.

Folds away, leaving the truck deck flush.

Minimal opening requirement: a 215mm x 292mm hole is all that is needed in the truck deck. All other attachments are hidden from view.

No tools required: simply fold down the hitch ball when not in use.



## TOP TIP

### TRAILER MAINTENANCE “Keep your trailer properly maintained or it can be a hazard to yourself or other road users.”

- Check tyre pressures regularly & look for wear/damage.
- Check wheel bearings regularly, jack the trailer up and spin the wheels, listening for rumbling noises, which indicate worn wheel bearings (see page 125).
- Check wheel nuts are tight.
- Check lights, plugs and wiring are in good condition.
- Check for excessive wear of spring eye bushes and bolts, check bolts and spring U-bolts are tightened.
- Check override coupling and grease regularly. Test master cylinder and check fluid level.
- Check drawbar and chassis for cracks or corrosion.
- Check brake calipers and slave cylinders for leakage plus brake lines for fracture and leakage.
- Check disc pad wear. For drum brakes check and adjust the brake shoes. Replace if necessary.
- Trailers with a GLW of 2001kg to 2500kg are required to have a double safety chain crossed over when fitted. Trailers with a breakaway system do not require safety chains, but can be fitted with both.
- Trailers with a GLW of 2501kg to 3500kg are required by law to be fitted with a breakaway system.

## HOSE & FITTING KIT

Complete with installation instructions.


PART NO	DESCRIPTION	HOSES
TE5HKJ1	Disc Brake Single Axle 45° End suits Deemaxx & Kodiak calipers	2
TE5HKJ1SS	Disc Brake Single Axle 45° with stainless ends	2
TE5HKJ-2	Disc Brake Tandem Axle 45° End suits Deemaxx & Kodiak calipers	4
TE5HKJ2SS	Disc Brake Tandem Axle 45° with stainless ends	4
TE5HKJ3	Disc Brake Triple Axle 45° End suits Deemaxx & Kodiak calipers	6
TE5HKTR1	Disc Brake Single Axle	2
TE5HKTR2	Disc Brake Tandem Axle	4
TE5HKTR3	Disc Brake Triple Axle	6
TE5HKDR	Drum Brake Single Axle	1
TE5HKDR2	Drum Brake Tandem Axle	2
TE5HKMCB	Banjo Master Cyl Flexible Hose Kit	1
TE5HKMC	Master Cyl Flexible Standard Hose Kit	1
TE5HKTRB1	Banjo Disc Brake Hose Kit	1



## BRAKE HOSES



Stainless steel braided hoses have a clear plastic cover and stainless steel fittings.



A 3/8" SAE Male Drill Point Flare.  
Thread Length = 18mm – 21mm.

B 3/8 SAE Male Inverted flare.  
Thread length = 10mm – 12mm.

C Banjo. Diameter = 10.10mm.

Uses 3/8" SAE Banjo Bolt Part Number TE195HDB (sold separately).

D 3/8 SAE Male Running Nut, 45° End

PART NO	DESCRIPTION	HOSE	LENGTH	ENDS	FITTING	FITTING
TE195HDR	Drum Brake Hose	Rubber	400mm	Steel	A	B
TE195HDI	Disc Brake Hose	Rubber	500mm	Steel	A	B
TE195HBANJO	Banjo Brake Hose	Rubber	430mm	Steel	A	C
TE195HDJ	Disc Brake Hose 45° End	Rubber	500mm	Steel	A	D
TE195HDJSS	Disc Brake Hose 45° End	Rubber	500mm	Stainless Steel	A	D

## STEEL BUNDY TUBING

Zinc electroplated finish.

**313600 - 3/16" x 6m**

**TE5HBUNDY-7.5**

7.5m roll

**TE5HBUNDY-30**

30m roll



## CUPRO-NICKEL TUBING

**TE5HK1 - 3/16" x 7.6m**

A seamless 90% copper / 10% nickel automotive approved high-pressure brake line. Unlike copper, it won't harden and is superb to work with.

**TE5HK30**

30m roll



 <p><b>BRASS 3-WAY TEE</b> <b>333333</b> 3/8" SAE</p>	 <p><b>BANJO BOLT</b> <b>TE195HDB</b> 3/8" SAE Banjo Bolt</p>
 <p><b>BRASS 4-WAY CROSS</b> <b>TE195M7024</b> 3/8" SAE</p>	 <p><b>MASTER CYLINDER ADAPTER/NUT</b> <b>TE195MCA</b> 3/8" SAE Adapter/Nut</p>
 <p><b>3/16" BUNDYTUBE JOINER</b> <b>TE195M6203</b> 3/8" SAE female joiner with male tube nuts</p>	 <p><b>BRASS OLIVE</b> <b>TE195603</b> Fits 3/16" tubing</p>
 <p><b>ZINC TUBE NUT</b> <b>313030</b> 3/8" SAE x 3/4" (l) overall. Fits 3/16" tubing</p>	 <p><b>COPPER WASHER</b> <b>319102</b> 10mm inside diameter</p>
 <p><b>ZINC TUBE NUT</b> <b>313031</b> 3/8" SAE x 9/16" (l) overall. Fits 3/16" tubing</p>	 <p><b>BRASS LOCK NUT</b> <b>TE195LN</b> Fastens brake hose to chassis bracket. 3/8" SAE</p>
 <p><b>BRASS TUBE NUT</b> <b>TE195BP9</b> 3/8" SAE x 1 1/16" (l) overall. Fits 3/16" tubing</p>	 <p><b>HOSE BRACKET</b> <b>TE195LB</b> Hose bracket, welds to chassis. Dimensions: 23mm (w) x 40mm (h)</p>

## PLASTIC BUNDY TUBE CHASSIS CLIPS

### TE5HB01SS

Stainless steel 3/16" tube clamp

**TE5HB01SSP** (blister pack of 20)



### TE5HB01

Inside diameter: 5mm

Rivet hole: 4.5mm

**TE5HB01P** (blister pack of 20)



### TE5HB02

Inside diameter: 6mm

Rivet hole: 3.5mm



## HAND BRAKES

### 619100

Side mounted bolt-on hand brake unit. For mounting on a horizontal surface.



### 619150

Centre mounted bolt-on hand brake unit. For mounting on a horizontal surface.



## PARK BRAKE CABLE KIT

### TE5MCK

Includes 9mtr x 4mm wire cable (part **TE195HC**), 6 clamps (part **TE12AG51**), cable adjuster (part **323021**)



## BRAKE CABLE PULLEY

### 323023

Single bolt-on pulley.



## CABLE ADJUSTER & TURNBUCKLE

### 323021

Galvanised body, stainless steel fastener and roller.



## SOLENOID AUTO BACK-UP VALVE

### TE5BV1


Designed for use in conjunction with override brake systems, this solenoid valve prevents the brakes from locking on when reversing the vehicle. Simply plumbed into the master cylinder brake pipe and

**Easy to install**

**12 volt**

**3/16" SAE FIF inlet and outlet**

wired into the tow vehicle reversing lights, this normally open valve closes, preventing any line pressure to the brakes.



**NO MORE HAVING TO FLIP THE REVERSE LATCH OVER!**

## BRAIDED TRAILER BRAKE HOSES

PVC/Braided Stainless Steel/PTFE

### BENEFITS

Quick Installation

3000psi Tested

SAE Approved

New or Replacement Hoses

Banjo or Threaded Fittings

Single or Tandem Axles



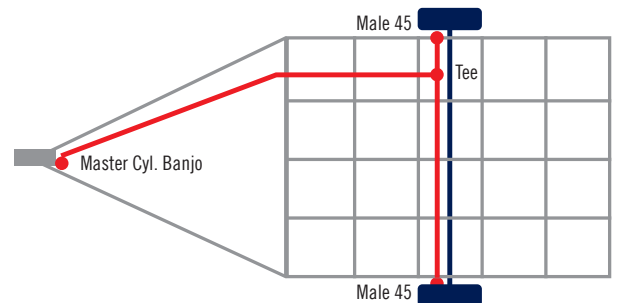
## HOSE KITS

### KIT 1 - Single Axle Master Cylinder to Central Tee

PART NO	LENGTH	TYPE	FITTINGS
TE5BHK125	2500mm	Hose	Banjo/Male
TE5BHK130	3000mm	Hose	Banjo/Male
TE5BHK135	3500mm	Hose	Banjo/Male
TE5BHK140	4000mm	Hose	Banjo/Male
TE5BHK150	2500mm	Hose	Banjo/Male

#### All kits contain

- x1 Single Banjo Bolt
- x2 Copper Washers
- x1 Brass Tee
- x1 600mm Hose - Male/Male 45 deg
- x1 2000mm Hose - Male/Male 45 deg
- Add x1 Draw Bar hose length to suit

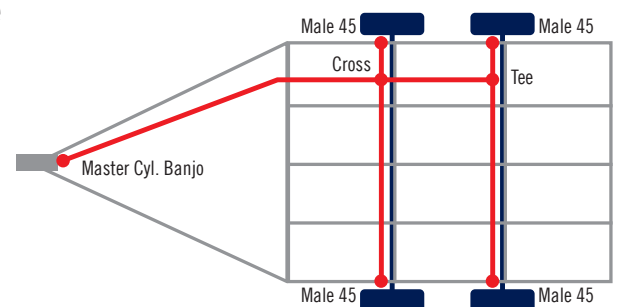


### KIT 2 - Tandem Axle Master Cylinder to Central Tee

PART NO	LENGTH	TYPE	FITTINGS
TE5BHK230	3000mm	Hose	Banjo/Male
TE5BHK235	3500mm	Hose	Banjo/Male
TE5BHK240	4000mm	Hose	Banjo/Male
TE5BHK250	5000mm	Hose	Banjo/Male

#### All kits contain

- x1 Single Banjo Bolt
- x2 Copper Washers
- x1 Brass Tee
- x1 Brass Cross
- x2 600mm Hose Male/ Male 45 deg
- x2 2000mm Hose Male/ Male 45 deg
- x1 800mm Extension Hose
- Add x1 Draw Bar hose length to suit

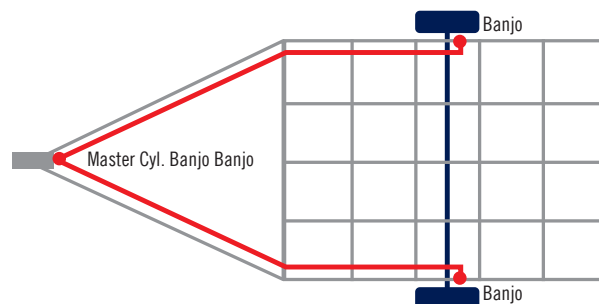


### KIT 3 - Single Axle Twin Lines Banjo - Banjo

PART NO	LENGTH	TYPE	FITTINGS
TE5BHK325	2500mm	Hose	Banjo/Banjo
TE5BHK330	3000mm	Hose	Banjo/Banjo
TE5BHK335	3500mm	Hose	Banjo/Banjo
TE5BHK340	4000mm	Hose	Banjo/Banjo
TE5BHK350	5000mm	Hose	Banjo/Banjo

#### All kits contain

- x2 Single Banjo Bolt
- x1 Double Banjo Bolt
- x7 Copper Washers
- Add x1 Draw Bar hose length to suit

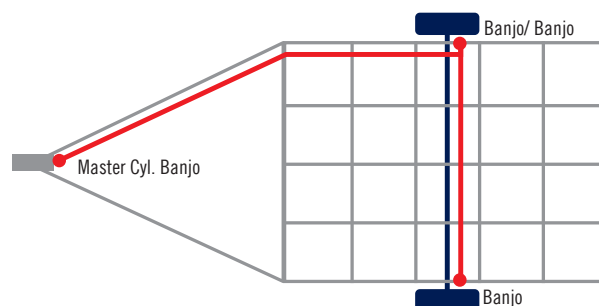


### KIT 4 - Single Cross Axle Banjo - Banjo - Banjo

PART NO	LENGTH	TYPE	FITTINGS
TE5BHK450	5000mm	Hose	Banjo/Banjo
TE5BHK460	6000mm	Hose	Banjo/Banjo
TE5BHK470	7000mm	Hose	Banjo/Banjo
TE5BHK480	8000mm	Hose	Banjo/Banjo

#### All kits contain

- x1 Banjo to Banjo 2500mm Hose
- x2 Single Banjo Bolt
- x1 Double Banjo Bolt
- x7 Copper Washers
- Add x1 Draw Bar hose length to suit

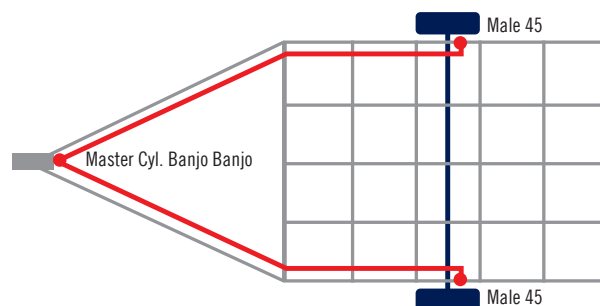


### KIT 5 - Single Axle Lines Banjo - M45

PART NO	LENGTH	TYPE	FITTINGS
TE5BHK550	5000mm	Hose	Banjo/Male 45deg
TE5BHK560	6000mm	Hose	Banjo/Male 45deg
TE5BHK570	7000mm	Hose	Banjo/Male 45deg
TE5BHK580	8000mm	Hose	Banjo/Male 45deg

#### All kits contain

- x1 Double Banjo Bolt
- x3 Copper Washers
- Add x1 Draw Bar hose length to suit



**AL-KO iQ7™**

**AL-KO iQ7 is a power-assisted hydraulic actuation system designed for larger trailers. Two models are available to suit Class TB trailers up to 3500kg GVM and Class TC up to 6000kg GVM.**



1000PSI model

1400PSI model

**SPECIFICATIONS:**

Available as 1000psi to suit Class TB trailers up to 3500kg GVM and 1400psi HT to suit Class TC trailers up to 6000kg GVM

Compatible for disc or drum brake

Internal or external mounting options

Australian made

**FEATURES AND BENEFITS:**

- The AL-KO iQ7 allows the control of hydraulic brake systems from the driving position via an in-vehicle brake control device.
- The system converts electronic signals from the controller to hydraulic pressure delivered to the brake system.
- Stored compressed air within a pressure chamber allows immediate brake application the instant it is required, significantly improving performance.
- The system integrates breakaway technology to arrest the trailer should it detach from the tow vehicle (a legal requirement for trailers or caravans over 2.5 tonne).
- The iQ7 Extreme actuator should only be used with the 'extreme' package. The iQ7 'E' version should be used with an AL-KO approved in-car electric brake controller.

**355002**  
**iQ7 ACTUATOR 1000PSI**

**355520**  
**iQ7 HT 1400psi**

Converts electronic signal to hydraulic pressure.

Breakaway activates trailer brakes if detaches from tow vehicle.

Heavy-duty compressor for ultimate stopping power.

**355005**  
**BRAKE PEDAL PAD**

Manual vehicles  
45mm wide x 60mm long


**355006**  
**BRAKE PEDAL PAD**

Automatic vehicles  
45mm wide x 115mm long.  
Smoother proportional braking.  
Faster response time.  
Greater control in an emergency.

**355148**  
**EVO CONTROL UNIT**


Detects and informs driver of:

- Lack of air pressure.
- Air leakage.
- Inadequate power feed.
- Excessive duty cycle.
- Trailer disconnection.

**355008**  
**CONTROLLER MOUSE**


Panic button for independent braking of the trailer in emergency situations.

Gain control lever for instant adjustment of braking characteristics.

## MEET NEW ZEALAND'S LEGAL REQUIREMENTS

New Zealand Land Transport Rules state any trailer over 2.5 tonnes and under 3.5 tonnes must incorporate direct or indirect (refer to Land Transport Rule: Light-vehicle Brakes Amendment 2019) service brakes and a breakaway brake system.

### DIRECT SERVICE BRAKES

This service brake system allows the driver of the towing vehicle to directly control the trailer brakes from the driving position. This includes pneumatic over hydraulic systems, controlled directly by the driver of the towing vehicle.

### BREAKAWAY BRAKE SYSTEM

This system will apply brakes automatically if the trailer is accidentally disconnected from the vehicle. System must be capable of applying brakes for at least 15 minutes.

## AL-KO iQ7 ACTUATOR - 1000PSI

This power-assisted hydraulic actuation system is specifically designed to suit Class TB trailers up to 3500kg GVM and is compatible with disc or drum brake systems.

### 355014A

iQ7 Xtreme 1000psi Full actuator and in-car kit. Automatic. No ABS, No load sensing.

**SUITABLE FOR  
CLASS TB TRAILERS  
UP TO 3500KG GVM**



QUANTITY	DESCRIPTION	PART
1	iQ7 Actuator 1000psi	355002
1	Automatic Brake Pad	355006
1	Mouse assembly	355008
1	Evo controller	355148
1	Wiring loom 6.5m	350003XL
1	iQ7 12pin socket	350164
1	iQ7 circuit breaker	350215

### 355014M

iQ7 Xtreme 1000psi Full actuator and in-car kit. Manual. No ABS, No load sensing.

**SUITABLE FOR  
CLASS TB TRAILERS  
UP TO 3500KG GVM**



QUANTITY	DESCRIPTION	PART
1	iQ7 Actuator 1000psi	355002
1	Manual Brake Pad	355005
1	Mouse assembly	355008
1	Evo controller	355148
1	Wiring loom 6.5m	350003XL
1	iQ7 12pin socket	350164
1	iQ7 circuit breaker	350215

## AL-KO IQ7 XTREME HT1400 – 1400PSI

**This system has been designed specifically for trailers exceeding 3.5 tonne. With optional upgrades to include ABS and Load Sensing technologies the actuators are perfect for compliance with NZTA's Heavy Vehicle Brake Rule.**

A high performance brake actuator with the power to stop trailers with a GVM of up to 6 tonne, the HT1400 brings technology to the under ten tonne market that was previously only available with high-end products.

The sophisticated self contained air-over-hydraulic system uses a built-in compressor that is independant of the tow vehicle allowing the braking system to be utilized by tow vehicles not fitted with on-board air.

Alike other iQ7 actuators, the systems control interface is the patented EVO controller which is installed in the tow vehicle, and legally required break-away system is a fully integrated part of the actuator.

High performance solenoid valves and smart design have resulted in the HT1400 being able to generate full operating pressure in 0.29 seconds.

AL-KO iQ7 systems are designed for simple installation and operation, accordingly a four wire hookup (standard actuator), one hydraulic line an four bolts are all that's required to complete the actuator installation.

- Max pressure = 1400 psi
- 0-1400psi = 0.29 sec
- Weight = 6.0kg
- Height = 255mm
- Length = 270mm
- Width = 170mm

### 350520A

iQ7 Xtreme 1400psi Automatic. Actuator and in-car kit.

**HT-1400 SUITABLE  
FOR CLASS TC  
TRAILERS UP TO  
6000KG GVM**



QUANTITY	DESCRIPTION	PART
1	iQ7 Actuator HT1400psi Actuator	350520A
1	Automatic Brake Pad	355006
1	Mouse assembly	355008
1	Evo controller	355148
1	Wiring loom	350003
1	iQ7 12pin socket	350164
1	iQ7 circuit breaker	350215

### 350520M

iQ7 Xtreme 1400psi Manual. Actuator and in-car kit.

**HT-1400 SUITABLE  
FOR CLASS TC  
TRAILERS UP TO  
6000KG GVM**



QUANTITY	DESCRIPTION	PART
1	iQ7 HT1400psi Actuator	350520M
1	Manual Brake Pad	355005
1	Mouse assembly	355008
1	Evo controller	355148
1	Wiring loom	350003
1	iQ7 12pin socket	350164
1	iQ7 circuit breaker	350215

**355013AXL**

iQ7 Xtreme in-car kit only. Automatic.



QUANTITY	DESCRIPTION	PART
1	Automatic Brake Pad	355006
1	Mouse assembly	355008
1	Evo controller	355148
1	Wiring loom 6.5m	350003XL
1	iQ7 12pin socket	350164
1	iQ7 circuit breaker	350215

**355013MXL**

iQ7 Xtreme in-car kit only. Manual.



QUANTITY	DESCRIPTION	PART
1	Manual Brake Pad	355005
1	Mouse assembly	355008
1	Evo controller	355148
1	Wiring loom 6.5m	350003XL
1	iQ7 12pin socket	350164
1	iQ7 circuit breaker	350215

**ELECBRAKES EB2****TE195ELBC-EB2**

The integrated Deutsch plug allows EB2 to be mounted in tighter spaces. CERTIFIED IP67 - EB2 is rugged. The unit is waterproof, shock proof and dust proof. EB2 is built to last. With the intelligence to regulate itself with thermal protection and short circuit protection. EB2 will measure the power applied to the brakes and feed this information back to the user's app. It can be used for intelligent diagnosis. EB2 will have improved firmware update capabilities allowing feature updates, accessible through the Elecbrakes App via the user's phone.

- Easy To Install
- Plug + Play
- Trailer Mounted Flexibility
- Multiple Vehicle Towing Capability
- 5 User Defined Programs

**TE195ELEBR  
REMOTE****TE195ELBC-EB2**

ITEM CODE	DESCRIPTION
TE195ELTWL	Wiring lead
TE195ELA7-7	7 pin Male to 7 pin Female
TE195ELA12-12	12 pin Male to 12 pin Female

All wiring options come with a prewired Deutsch plug.

## HAYES BRAKE CONTROLLERS

Hayes brake controllers are designed and made in the USA. All are 12-volt and are for use with electric drum and electric hydraulic brake systems.

### HAYES ENERGIZE III

#### TE5EC81741B

Smooth, proportional trailer braking.

Handles up to two brake axles.

For all single and tandem axle trailers equipped with electric brakes.

Fully adjustable gain setting wheel. Wide range of mounting positions – perfect for steep dash surface mounting. Red LED indicator displays braking intensity and warns of short circuit. Five-year limited warranty. 12 volt.



### HAYES ENDEAVOR

#### TE5EC81770

Digital Inertia controller.

Handles up to four axles. Display reads current, percent of power, and voltage.

Power boost (turn-on): 15%, 20%, 25%

Lifetime limited warranty. Designed for use with the Quik-Receiver Mounting Sleeve. 12 volt.



**THE PEOPLE'S CHOICE...  
SAFE BRAKING AT ITS BEST!**

### TEKONSHA PRIMUS IQ ELECTRIC BRAKE CONTROLLER

#### 333063

Proportional motion sensing.

Utilizes Plug-N-Play port for 2-plug adapters.

Self-diagnostics features will illuminate LED readout when issues occur.

Includes a "Boost" feature.

Works proportionally in reverse.

Snap-in dash mounting clip and hardware included.

Digital LED readout.

Approved for: ESC, IQ7 & IQ7 Outback



### TEKONSHA P3 ELECTRIC BRAKE CONTROLLER

#### 333065

Proportional motion sensing.

5 storable setting options.

Distinct, easy to read LCD display with colour options.

Flashing red warning for no Trailer brake situations.

Select Electric over Hydraulic or Electric brake option.

Snap in, easy to remove for theft prevention.

Boost feature for levels of customised of braking.

LED indicator showing status of braking system.

Approved for: ESC, IQ7 & IQ7 Outback



### ELECTRIC DIAL RESISTOR A.C.C.12 VOLT

#### 333029

Mountable to the trailer in a pre-set and go application.

Easy to install. No need for in car controller. Easier to share trailers.

Note: This controller requires sufficient 12 volt power to break safely.

This controller cannot be adjusted from the drivers seat.



## DEXTER ELECTRIC HYDRAULIC ACTUATOR

TE5EH1600 - 1600 psi actuator

TE5EH1000 - 1000 psi actuator

**When your trailer is equipped with Dexter's DX Series Electrically controlled hydraulic brake actuator, you can be assured that years of engineering expertise, precision design work and rigorous product testing are going to work with every brake application. It's braking you can depend on. When it comes to your trailer's braking system, Demand Better. Demand Dexter.**

### SUPERIOR PERFORMANCE

Unlike surge actuators, the pressure output to the brakes corresponds directly with the voltage output from the brake controller, delivering smooth, proportional braking.

### DURABLE DESIGN

All aluminium body for strength and resistance to corrosion.

All stainless steel fasteners.

### SPECIFICATIONS

E/H 1600 Model -1,600 psi - suitable for disc brakes.

E/H 1000 Model -1,000 psi - suitable for drum brakes.

Requires a four wire trailer hookup and minimum 9 amp hour break away battery.

Uses DOT 3 or 4 brake fluid.

Dimensions : 270mm long x 140mm wide x 178mm high.

Bolt mounting pattern 250mm 63.5mm.



Please contact CM regarding use for COF.

## BREAKAWAY KIT

### TE5EHBK 5AMP

The Engager trailer breakaway system changes the way consumers protect their trailer investment, providing:

Built-in battery meter and charger with LED test lights.

LEDs indicate: fully charged, re-charge, or charging.

Suits 1 to 2 braked axles.

#### KIT CONSISTS OF:

Breakaway switch

Battery charger circuit

5 amp 12 volt battery and case



### TE5EHXLBK 20 AMP

#### KIT CONSISTS OF:

Breakaway switch

20 amp 12 volt battery and case

Battery & plastic case available separately:  
20 amp Battery Part No TE195EH30  
Plastic Case Part No TE195EH28



## EMERGENCY BREAKAWAY SWITCH

### TE5EWAY

Attached to the trailer drawbar this switch activates the trailer brakes should it become detached from the towing vehicle.



## RECOILING BREAKAWAY CABLE

### TE5EWAY3

This recoiling breakaway cable is designed to engage trailer brakes in emergencies should it become disconnected.

Re-coils to keep cable off the ground

Coated high strength cable

Retrofits onto most Breakaway switches

Easy to connect with a Carabina hook

Quick & easy to replace old cable



## PREMIUM JOCKEY WHEEL RANGE

**626202**

CM Premium 150mm  
Swing Up Jockey Wheel,  
Zinc Plated.

**628201**

CM Premium 200mm  
Swing Up Jockey Wheel,  
Zinc Plated.

**628202**

CM Premium 230mm  
Swing Up Jockey Wheel,  
Zinc Plated.

**628206**

CM Premium 250mm  
Swing Up Jockey Wheel,  
Zinc Plated.

DETAIL	SPECIFICATION
Wheel Size	150mm x 70mm
Capacity	250 kg
Minimum Height	510mm
Extension	265mm

**APPLICATIONS**

Light general trailers,  
Light boat trailer. Best for  
short maneuvering on solid  
to very firm terrain.

DETAIL	SPECIFICATION
Wheel Size	200mm x 50mm
Capacity	300 kg
Minimum Height	570mm
Extension	250mm

**APPLICATIONS**

General trailers, boat  
trailer and small  
horse floats. Best for  
maneuvering on solid to  
very firm terrain.

DETAIL	SPECIFICATION
Wheel Size	230mm x 80mm
Capacity	400 kg
Minimum Height	600mm
Extension	265mm

**APPLICATIONS**

General trailers, boat  
trailer, campers and  
small horse floats. Easier  
maneuvering on softer  
terrain.

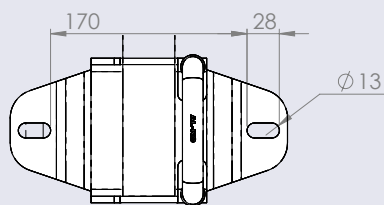
DETAIL	SPECIFICATION
Wheel Size	250mm x 80mm
Capacity	400 kg
Minimum Height	650mm
Extension	295mm

**APPLICATIONS**

Large trailers, boat trailer  
horse float, campers  
and caravan. Easier  
maneuvering on softer  
terrain.

**MOUNTING**

Horizontal slots 25mm x  
13mm spaced at 150mm  
centres allows for  
bolting. The 8mm plate  
is suitable to be welded  
when required.




**ACCESSORIES AVAILABLE**  
to suit the CM Premium  
range of machinery stands



## WELD ON BRACKETS

If you want to weld a self colour bracket on prior to galvanising these brackets are sold separately.

### 629940 STANDARD



## SPARE WHEELS



WHEEL NUMBER	DIAMETER	WIDTH	BORE SIZE	SUITS JOCKEY WHEEL
628210	150mm	70mm	16mm	626202
628211	200mm	50mm	20mm	628201
628212	230mm	80mm	20mm	628202
628213	250mm	80mm	20mm	628206

## BEARING KIT

### 629602SP


To suit all models.



## WINDING HANDLE

### 628214

To suit all models.

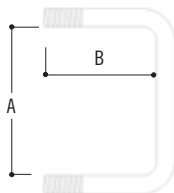


## CLAMP KIT

### 629925

#### JOCKEY WHEEL CLAMP

Backing swivel Plate and U Bolt Kit.



CLAMP KIT(Bracket & U-Bolt kit)	U-BOLT KIT	MEASUREMENT A	MEASUREMENT B	THREAD SIZE
626260JWCK	626260	100mm	75mm	½" BSW
626262JWCK	626262	75mm	85mm	½" BSW

## PREMIUM ADJUSTABLE STAND RANGE

**622130**

CM Premium  
Adjustable Stand  
16 Inch, Zinc Plated.

**622131**

CM Premium  
Adjustable Stand  
22 Inch, Zinc Plated.

**622135**

CM Premium  
Adjustable Stand,  
Zinc Plated.

**622136**

CM Premium  
Adjustable Stand,  
Zinc Plated, Sidewind.

DETAIL	SPECIFICATION
Capacity	800 kg
Open Length	414mm
Closed Length	253mm
Extension	162mm

DETAIL	SPECIFICATION
Capacity	800 kg
Open Length	664mm
Closed Length	403mm
Extension	262mm

DETAIL	SPECIFICATION
Capacity	2000 kg
Open Length	1000mm
Closed Length	600mm
Extension	400mm

DETAIL	SPECIFICATION
Capacity	2000 kg
Open Length	970mm
Closed Length	570mm
Extension	400mm

**APPLICATIONS**

Heavier general use  
with low chassis or  
mounting points.

**APPLICATIONS**

Heavier general use  
with higher chassis or  
mounting points.

**APPLICATIONS**

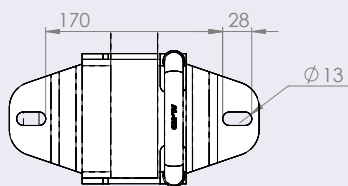
Heavy duty use with higher  
chassis or mounting points.

**APPLICATIONS**

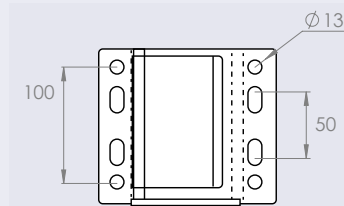
Heavy duty use with  
sidewind.

**MOUNTING**

Horizontal slots 25mm  
x 13mm spaced at  
150mm centres allows  
for bolting.  
The 8mm plate is  
suitable to be welded  
when required.

**MOUNTING**

Horizontally spaced  
holes and slots allows  
for bolting over popular  
sections 50mm, 75mm  
or 100mm.  
The 8mm plate is  
suitable to be welded  
when required.




## SIDE-WIND MACHINERY STANDS

### TE9JW26

65mm SHS.

Extendable foot.

Includes Mounting  
Bracket and  
weld-on tube.



Weld-on bracket and weld-on tube  
also available separately:

**TE199M261 Tube**

**TE199M262 Bracket**

## ELECTRIC A-FRAME JACK

### TE9JW1130

The convenience of push button operation takes the exertion out of cranking, effortlessly raising or lowering trailers with complete control. The jacks require little maintenance and use a rugged 12v electric gear motor that has been well proven over years of use under adverse conditions.

**Lift capacity 1130kg max**

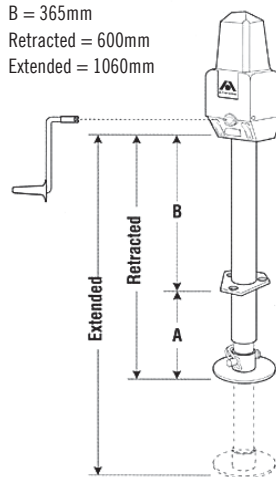
**12 volt**

**Push button lift or lower**

**Manual override crank handle**

**Includes courtesy light**

A = 235mm  
B = 365mm  
Retracted = 600mm  
Extended = 1060mm



## CORNER STEADIES

**654851**

Corner steady drop down  
513mm, fitted with Big foot.

Surface Finish: Zinc plated  
Closed length: 340mm  
Open Length: 513mm

**654859**

Corner steady drop down  
590mm, fitted with Big foot.

Surface Finish: Zinc plated  
Closed length: 410mm  
Open Length: 590mm

**654874**

Corner steady drop down  
740mm, fitted with Big foot.

Surface Finish: Zinc plated  
Closed length: 510mm  
Open Length: 740mm

**654884**

Corner steady drop down  
840mm, fitted with Big foot.

Surface Finish: Zinc plated  
Closed length: 610mm  
Open Length: 840mm

**654500**

Corner steady hex drive 500mm.  
No wheel.

Surface Finish: Zinc plated  
Mounting Type: Side bolt  
Mounting Spacing: 250mm  
Slot Size: 14mm x 10mm

**654500G**

Corner steady hex drive 500mm.  
No wheel.

Surface Finish: Galvanised  
Mounting Type: Top bolt  
Mounting Spacing: 750mm x 25  
Hole Size: 6mm

**654701G**

Corner steady hex drive 700mm.

Surface Finish: Galvanised  
Mounting Type: Top bolt  
Mounting Spacing:  
750mm x 25mm  
Hole Size: 6mm

**654701**

Corner steady hex drive 700mm.

Surface Finish: Zinc plated  
Mounting Type: Side bolt  
Mounting Spacing: 250mm  
Slot Size: 14mm x 10mm

**655410**

European Corner steady 1000kg



**CARAVAN  
PARKING LEG**

## WINCHES - PREMIUM RANGE

### 634003

CM Premium Winch. Body of Winch is galvanized, Parts are Zinc Plated.

DETAIL	SPECS
Rated Line Pull	500 kg
Gear Ratio	3:1 1:1
Max Cable Length	4mm x 6mt
Handle Length	190mm
Weight	4.1kg



Cable and hook sold separately.

### 634005

CM Premium Winch. Body of Winch is galvanized, Parts are Zinc Plated.

DETAIL	SPECS
Rated Line Pull	700 kg
Gear Ratio	5:1 1:1
Max Cable Length	5mm x 6mt
Handle Length	190mm
Weight	6.9kg



Cable and hook sold separately.

### 634010

CM Premium Winch. Body of Winch is galvanized, Parts are Zinc Plated.

DETAIL	SPECS
Rated Line Pull	1000 kg
Gear Ratio	10:1 5:1 1:1
Max Cable Length	6mm x 7.5mt
Handle Length	190mm
Weight	8.6kg



Cable and hook sold separately.

### 634015

CM Premium Winch. Body of Winch is galvanized, Parts are Zinc Plated.

DETAIL	SPECS
Rated Line Pull	1200 kg
Gear Ratio	15:1 5:1 1:1
Max Cable Length	6mm x 7.5mt
Handle Length	190mm
Weight	8.7kg



Cable and hook sold separately.

## BRAKED WINCH

### 4:1 TE14WPB41

### 10:1 TE14WPB10

Winds in and winds out with no ratchet. The automatic braking system gives you full control over the load feeding in or feeding out without the need for ratchets.

Suitable for many applications.



## WIRE ROPE\*

4mm and 5mm winch wires are supplied complete with galvanised thimble and stainless steel 'S' hook.

6mm winch wires are supplied with a galvanised thimble and forged safety hook.

4MM & 5MM



\*Note: 6mm are the only ropes suitable for car transporter trailers. A rated Dee Shackle must be used.

PART NO	WIRE DIAMETER	WIRE LENGTH	CAPACITY	FOR USE WITH WINCH
TE14WW4-6	4mm	6mtr	600kg	1:1, 3:1 & 5:1
TE14WW5-6	5mm	6mtr	1000kg	5:1
TE14WW5-75	5mm	8mtr	1000kg	10:1
TE14WW6-75*	6mm	8mtr	1500kg	15:1

## SYNTHETIC ROPE\*

CM manual winch ropes are made from a special high-strength synthetic material. No more rusting wire or metal splinters in the hands, these ropes are easy to fit.

TE14WR5  
TE14WR6  
TE14WR7S  
TE14WR8S

Fitted with Stainless Steel 'S' Hook



TE14WR7  
TE14WR8

Fitted with Cast Iron Hook & Safety Catch



PART NO	ROPE LENGTH	CAPACITY	FOR USE WITH WINCH
TE14WR5	5mtr	1000kg	1:1 & 3:1
TE14WR6	6mtr	1000kg	5:1
TE14WR7	7mtr	1500kg	10:1
TE14WR8	8mtr	2500kg	15:1
TE14WR7S	7mtr	1000kg	10:1
TE14WR8S	8mtr	1000kg	10:1

## CAST ROPE HOOK

TE14WWCH

2500kg maximum line pull capacity.



## NYLON STRAP\*

Polyester seat belt type webbing, prevents crossover when laying onto drum. Stainless steel 'S' hook one end, 4mm wire rope tail on other end for drum attachment.



PART NO	WEB WIDTH	WEB LENGTH	CAPACITY
TE14WS25-3	25mm	3mtr	1500kg
TE14WS25-4	25mm	4mtr	1500kg
TE14WS25-5	25mm	5mtr	1500kg
TE14WS25-6	25mm	6mtr	1500kg
TE14WS50-3	50mm	3mtr	1500kg
TE14WS50-4	50mm	4mtr	1500kg
TE14WS50-5	50mm	5mtr	1500kg
TE14WS50-6	50mm	6mtr	1500kg

## STAINLESS STEEL 'S' HOOK 11MM

TE14WWS

1000kg maximum line pull capacity.



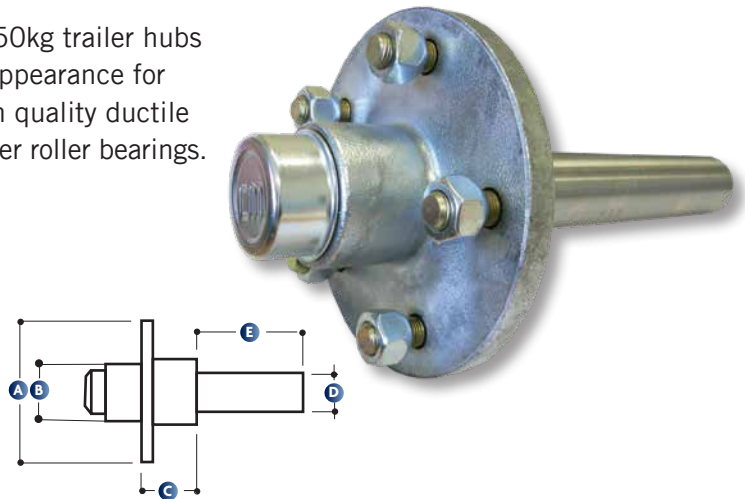
## CM TRAILER HUBS & STUBS

All CM 1000kg, 1500kg, 1750kg, 2000kg and 2750kg trailer hubs have a galvanised finish, maintaining an excellent appearance for many years. CM Hubs are CNC machined from high quality ductile iron castings and are fitted with quality Japanese taper roller bearings.

Axles are CNC precision machined from 1045 medium tensile steel

Seals are high quality, 2-piece triple-lip marine. (2-lip automotive seals are available on request)

2750kg hub seals are automotive 2-lip, marine seals available at extra cost



PART NO	CAPACITY PER PAIR	A	B	C	D	E	PCD (Min - Max)
TE1HM1000-09G_ _	1000kg	140mm	53.8mm	59mm	39mm dia	110mm	95mm - 110mm
TE1HM1000-12G_ _	1000kg	140mm	53.8mm	59mm	39mm dia	190mm	95mm - 110mm
TE1HS1500-09G_ _	1500kg	150mm	56mm	59mm	39mm dia	110mm	95mm - 120mm
TE1HS1500-12G_ _	1500kg	150mm	56mm	59mm	39mm dia	190mm	95mm - 120mm
TE1H01500-09G_ _	1500kg	190mm	56mm	59mm	39mm dia	110mm	95mm - 150mm
TE1H01500-12G_ _	1500kg	190mm	56mm	59mm	39mm dia	190mm	95mm - 150mm
TE1HS1750-12G_ _	1750kg	150mm	56mm	59mm	45mm dia	190mm	95mm - 120mm
TE1H01750-12G_ _	1750kg	190mm	56mm	59mm	45mm dia	190mm	95mm - 150mm
TE1HS2000-12G_ _	2000kg	190mm	65mm	71mm	50mm dia	170mm	114mm - 150mm
TE1HS2750	2750kg**	183mm	90mm	51mm	63.50mm	240mm	5.50" x 6 x 1/2"
TE1HS2750M	2750kg***	183mm	90mm	51mm	63.50mm	240mm	5.50" x 6 x 1/2"

\* Suits Landcruiser \*\* 2750kg hub seals are automotive 2-lip \*\*\* Supplied with marine seals

## STUDDING SUFFIXES

All hub and stub sets have a 2-digit suffix to the part number from the studding table below.

Select your part number from the chart above and add the suffix from the studding table below, eg: TE1HS1500-09G55 is a 1500kg Hub and Stub Set with 9" axles drilled and studded Ford Falcon 4.50" x 5 stud x 1/2".

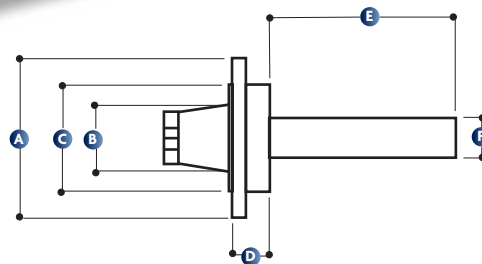

BLANK	4 STUD	5 STUD	6 STUD
B1 = Blank 5 x 7/16" studs	41 = 100mm x 4 stud x 7/16"	51 = 100mm x 5 stud x 7/16"	68 = 4.50" x 6 stud x 1/2"
B2 = Blank 5 x 1/2" studs	42 = 4.00" x 4 stud x 7/16"	52 = 4.00" x 5 stud x 7/16"	69 = 5.50" x 6 stud x 1/2"
	43 = 4.25" x 4 stud x 7/16"	53 = 4.25" x 5 stud x 7/16"	
	44 = 4.50" x 4 stud x 7/16"	54 = 4.50" x 5 stud x 7/16"	
	45 = 4.50" x 4 stud x 1/2"	55 = 4.50" x 5 stud x 1/2"	
	46 = 110mm x 4 stud x 7/16"	56 = 4.75" x 5 stud x 7/16"	
		57 = 120mm x 5 stud x 7/16"	
		58 = 5" x 5 stud x 7/16"	
		59 = 150mm x 5 stud x 1/2"	

## TRAILER HUBS & STUBS 3000KG – 8000KG

These hubs and stubs are ideal for heavy duty and off road applications.

The hubs are machined from hot forged steel; ensuring they will endure even the toughest application.

All axles are machined from medium tensile steel.



PART NO	A	B	C	D	E	F	STUD SIZE	PCD (Min-Max)
TE1HS3000	205mm	95mm	108mm	52mm	250mm	55mm dia	M16x1.5*	138mm-170mm*
TE1HS3000-5	180mm	94mm	94mm	52mm	300mm	50mm ■	M16x1.5	140mm x 5 stud
TE1HS4000	240mm	100mm	160mm	55mm	300mm	60mm ■	M18x1.5	205mm x 6 stud**
TE1HS6000	250mm	120mm	160mm	55mm	300mm	70mm ■	M18x1.5	205mm x 6 stud**
TE1HS8000	320mm	135mm	220mm	62mm	350mm	80mm ■	M18x1.5	275mm x 8 stud**

\* TE1HS3000 are blank hubs. If you require these drilled and studded, specify PCD. Non-standard nuts can be fitted at extra cost.

\*\* TE1HS4000/TE1HS6000/TE1HS8000 are available only pre-studded as shown. Non-standard nuts can be fitted at extra cost.

### SPEED RATINGS – MAXIMUM LOAD

PART NO	SINGLE AXLE @ 25km/h	SINGLE AXLE @ 40km/h	TANDEM AXLE @ 40km/h	TANDEM AXLE @ 80km/h
TE1HS3000	3200kg per pair	2700kg per pair	2000kg per pair	1400kg per pair
TE1HS4000	5000kg per pair	4400kg per pair	3400kg per pair	2800kg per pair
TE1HS6000	7500kg per pair	6600kg per pair	5000kg per pair	4100kg per pair
TE1HS8000	9000kg per pair	8000kg per pair	6200kg per pair	5400kg per pair

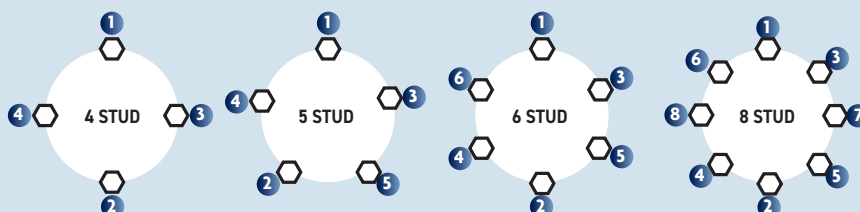
## WHEEL NUT TORQUE REQUIREMENTS

It is important to apply and maintain proper wheel-mounting torque on your trailer axle.

Be sure to use only fasteners matched to the core angle of your wheel.

Start all nuts by hand to prevent cross threading.

Tighten all nuts in the sequences shown right.





STUD SIZE	MAX. TORQUE
½" – 20 UNF	120 ft lb (steel wheels 85 ft lb)
9/16" – 18 UNF	170 ft lb
5/8" – 18 UNF	325 ft lb

1.00 lb.ft. = 1.36 / N.m

## DROP AXLE PLATES

Used to lower the axle.



PART NO	DIMENSIONS:	A	B	C	THICKNESS
TE190DAP5090-39		39mm	100mm	50mm x 50mm	25mm
TE190DAP5090-45		45mm	100mm	50mm x 50mm	25mm
TE190DAP65100-45		45mm	100mm	65mm x 65mm	25mm
TE190DAP65100-50		50mm	100mm	65mm x 65mm	25mm

## WHEEL BEARING AND SEAL KITS\*

All CM wheel bearing kits include Japanese bearings, seals and split pin to recondition one hub.

\*SEE FULL RANGE OF BEARINGS, SEALS & DUST CAPS PAGE 109.



Shown with  
marine seal

### COMMON NZ BEARING KITS

PART NO	INNER BEARING	OUTER BEARING	SEAL TYPE	HUB CAP. PER PAIR
TE190186	LM67048-10	LM11949-10	2 Lip	1500kg
TE190187	LM67048-10	LM11949-10	2 Piece, 3 Lip Marine	1500kg
TE190188-02	L68149-10	LM12749-10	2 Piece, 3 Lip Marine	1750kg
TE190189-2000	LM29748-10	30205	2 Piece, 3 Lip Marine	2000kg

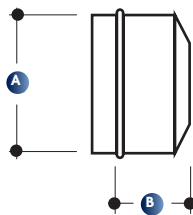
### COMMON USA BEARING KITS - ALSO SEE PAGE 109.

PART NO	INNER BEARING	OUTER BEARING	SEAL TYPE	HUB CAP. PER PAIR
TE190189-3500	L68149-11	L44649-10	2 Lip	3500LB
TE190189-3750	L68149-10	L44649-10	2 Lip	3750LB
TE190189-5200	25580-20	LM67048-10	2 Lip	5200LB
TE190189-6000	25580-20	15123-45	2 Lip	6000LB

## DUST CAPS

### PRESSED STEEL

PART NO	A	B	BLISTER PACK PART NO	NO PER PACK
TE190161	1.78"	45.2mm	TE190161P	1
TE190162	1.85"	47mm	TE190162P	1
TE190163	1.98"	50.5mm	TE190163P	1
TE190164	2.047"	52mm	TE190164P	1
TE190165	2.328"	59.13mm		
TE190166	2.44"	62mm	TE190166P	1
TE190168	2.50"	63.5mm		
TE190167	2.72"	69mm		
TE190169	2.83"	72mm	TE190169P	1
TE190171	3"	76.2mm		
TE190173	3.15"	80mm		
TE190174	3.35"	85mm		
TE190175	3.54"	90mm		
TE190176	3.94"	100mm		



Pressed steel



## WHEEL BEARING PROTECTORS

PART NO	SIZE	WITH BRAS	NO PER PACK	STAINLESS STEEL
TE12BB178BP	1.78"	Yes	2	-
TE12BB178SSBP	1.78"	Yes	2	Yes
TE12BB198BP	1.98"	Yes	2	Yes
TE12BB2047BP	2.047"	Yes	2	Yes
TE12BB2440BP	2.44"	Yes	2	Yes

Stainless steel models have a natural resistance to corrosion. Some models come with the blue Auto Check™ ring, a visual lubricant level indicator.

Part no TE12BB178SSBP pictured.



Chrome plated steel option, with overfill protection.

Part no TE12BB178BP pictured.

## BEARING PROTECTOR BRA

PART NO	SIZE	NO PER PK
TE12BRA178BP	Fits 45mm and 47mm bearing protectors	2
TE12BRA198BP	Fits 1.93" - 2080"	2
TE12BRA23BP	Fits 2.240" - 2.380"	2



## WHEEL NUTS

CM stocks a wide selection of wheel nuts and studs. All wheel studs are high tensile.

PART NO	THREAD	AF	DEGREES INCLUSIVE	BLISTER PACK PART NO	NO PER PACK
TE8WN06	3/8UNF	11/16"	80°		
TE8WN07	7/16UNF	3/4"	60°	TE8WN07P	5
TE8WN08	1/2UNF	13/16"	60°	TE8WN08P	5
TE8WN08-0.875	1/2UNF	7/8"	100°	TE8WN08-0.875P	5
TE8WN08-1.0	1/2UNF	1"	100°	TE8WN08-1.0P	5
TE8WN09	9/16UNF	1"	83°	TE8WN09P	5
TE8WN10-1.0	5/8UNF	1"	100°	TE8WN10-1.0P	2
TE8WNM12-1.5	12 x 1.5	19mm	60°		
TE8WNM12-1.25	12 x 1.25	19mm	90°		
TE8WNM16F	16 x 1.5	27mm	N/A Radius		
TE8WNM18F	18 x 1.5	24mm	N/A Radius		
TE8WNM18HD	18 x 1.5	33mm	75°		



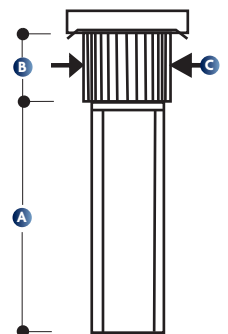
## ACORN WHEEL NUTS - CHROME PLATED

PART NO	THREAD	AF	DEGREES INCLUSIVE
TE8WN07C	7/16UNF	3/4"	60°
TE8WN08C	1/2UNF	3/4"	60°



## WHEEL STUDS

PART NO	THREAD	A	B	C= KNURL DIA.	DRILL DIA.	BLISTER PACK PART NO	NO PER PACK
TE8WS07	7/16 UNF	27mm	10.5mm	14.3mm	35/64"	TE8WS07P	5
TE8WS07-K	7/16UNF	33mm	15mm	13.9mm	17/32"		
TE8WS08-1.5	1/2 UNF	31mm	10.5mm	14.3mm	35/64"	TE8WS08-1.5P	5
TE8WS08-K	1/2 UNF	32mm	16mm	13.9mm	17/32"		
TE192KU6	1/2 UNF	29mm	14mm	13.7mm	17/32"		
TE192KU6-1	1/2 UNF	35mm	16.5mm	13.7mm			
TE8WS08-2.0	1/2 UNF	38mm	12.7mm	15.6mm	19/32"	TE8WS08-2.0P	2
TE8WS08-2.25L	1/2 UNF	34.9mm	20.6mm	15.5mm	19/32"		
TE8WS09-2.25L	9/16 UNF	34.9mm	20.6mm	15.5mm	19/32"		
490502	5/8 UNF	34.9mm	14.3mm	17.7mm	11/16"		
490501	5/8 UNF	34.9mm	22.2mm	17.55mm	11/16"		
TE8WS12M	12 x 1.5	26mm	8mm	14mm	17/32"		
TE8WS16MF	16 x 1.5	35mm	10mm	17mm	16.5mm 17mm	SG Iron Hub Forged Steel Hub	
TE8WS18MF	18 x 1.5	35mm	12mm	19.4mm	19mm		



\*M12 x 1.25 Wheel stud sold complete with wheel nut

## WHEEL INDICATORS

Wheel indicators provide real time, between service constant visual indication of LOOSENING wheels and OVERHEATING brakes.

For cost-efficient, effective and proactive fleet maintenance and increased safety, your wheel nut indicators should, at the very least, provide an indication of these issues between scheduled maintenance checks.

This allows for timely scheduled intervention, minimising expensive part replacement and unscheduled downtime.

Tough and UV-stabilised.

Two sizes are available:



### **TE8WNI19 19MM**

Suits most 7/16 UNF wheel nuts



### **TE8WNI21 21MM**

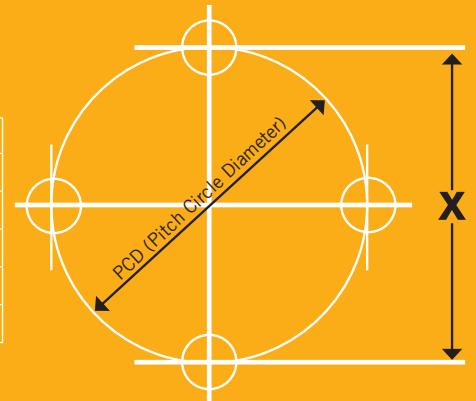
Suits most 1/2 UNF wheel nuts



## 4 STUD PCD

To measure PCD on a 4 stud wheel, measure from the centre of one stud to the opposite stud:

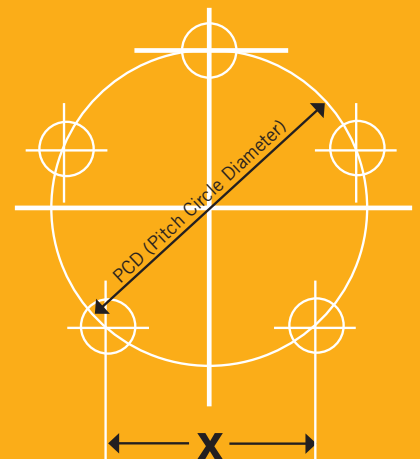
'X' IN INCHES	'X' IN MM	PCD	COMMON WHEELS
3.930	100.000	100mm	BMW/Honda/Holden Gemini
4.00	101.600	4"	Mini
4.250	108.00	4 ¼"	Escort/Cortina
4.330	110.00	110mm	Daihatsu Charade/ RX Series Mazda
4.500	114.300	4 ½"	Most Japanese/Triumph 2000/Morris 1100-1300



## 5 STUD PCD

To measure PCD on a 5 stud wheel, measure from the centre of one stud to the centre of the next stud, then calculate PCD using the chart below:

'X' IN INCHES	'X' IN MM	PCD	COMMON WHEELS
2.351	59.715	4"	AP5, AP6 Valient
2.498	63.449	4 ¼"	Pre HQ Holden & Torana
2.645	67.183	4 ½"	Zephyr/VJ Valiant/Falcon
2.792	70.916	4 ¾"	HQ Holden/XJ6 Jaguar
2.939	74.650	5"	58PA Vauxhall/Delta
3.233	82.118	5 ½"	Bronco
3.527	89.586	6"	
3.820	97.028	6 ½"	Landrover
2.314	58.779	100mm	Camry
2.499	63.481	108mm	
2.591	65.832	112mm	Mercedes
2.777	70.535	120mm	BMW/6&8 Cyl Commodore
3.008	76.413	130mm	
3.240	82.290	140mm	
3.457	87.850	150mm	Land Cruiser 98+
3.703	94.046	160mm	Ford Transit



VEHICLE MAKE	MODEL	STANDARD WHEEL SIZE	STUD HOLES	PCD	NUT/STUD TYPE
<b>AUDI</b>	80 GLE	13"	4	100mm	2 x 1.5mm Studs
	100 CD	14"	4	100mm	12 x 1.5mm Studs
<b>BMW</b>	1600, 2000, 2002	13"	4	100mm	12 x 1.5mm
	320, 323i, 318i	13"	4	100mm	12 x 1.5mm Studs
	2500, 2800, 3000, 525, 528	14"	5	120mm	12 x 1.5mm
	520, 633CSi, 733i	14"	5	120mm	12 x 1.5mm Studs
<b>DAIHATSU</b>	Charade	12"	4	110mm	12 x 1.5mm
	55 Wide	12"	4	110mm	12 x 1.5mm
	F20V, F20JV, F50JV	16"	5	5.5"	12 x 1.5mm
<b>DATSUN</b>	1000, 1200, 120Y	12"	4	4.5"	12 x 1.25mm Studs
	1600, 180B, Sunny, Stanza, Pulsar	13"	4	4.5"	12 x 1.25mm Studs
	240Z, 260Z, 280ZX, 180B SS				
	200B, 200K, Skyline, Bluebird	14"	5	4.5"	12 x 1.25mm Studs
	240C, 260C, 280C	14"	5	4.5"	12 x 1.25mm Studs
<b>DELTA</b>	Early		5	5"	7/16" UNF"
<b>DODGE</b>	D200, P200, W200, B300, D300	16"	8	6.5"	1/2" UNF"
<b>FIAT</b>	124, 125, 128, 131, 1322, X 1/9	13"	4	98mm	12 x 1.25mm Studs
	130, Berlina	14"	5	108mm	14 x 1.5mm Studs
<b>FORD</b>	Escort	12"	4	4.25"	7/16" UNF"
	Cortina TC-TE, Escor t	13"	4	4.25"	12 x 1.5mm
	Cortina Mk2, Capri	13"	4	4.25"	7/16" UNF"
	Laser, Meteor	13"	4	4.5"	12 x 1.5mm
	Laser		4	100mm	12 x 1.5mm
	Falcon, Fairlane, LTD	14"	5	4.5"	1/2" UNF"
	Cortina TE (Optional)	14"	4	4.5"	12 x 1.5mm
	Granada	14"	5	112mm	12 x 1.5mm
	Telstar 88/on		5	4.5"	7/16" UNF
	Transit	14"	5	160mm	1/2" UNF"
	Transit	14"	6	170mm	1/2" UNF"
	F100, F150, 4WD	15"	5	139.7mm	1/2" UNF"
	F100, F150, 2WD		5	139.7mm	1/2" UNF"
	F150		5	135mm	12 x 1.75mm
	F250		8	139.7mm	1/2" UNF"
	Explorer	15"	5	4.5"	1/2" UNF"
	Courier	14"	6	5.5"	12 x 1.5mm
	F100, Bronco	16"	5	5.5"	1/2" UNF"
	F250	16"	5	5.5"	1/2" UNF"
	Zephyr	13"	5	4.5"	7/16" UNF"
<b>HOLDEN / CHEV</b>	FE-HR	13"	5	4.25"	7/16" UNF"
	Torana, ( 4 Stud)	12"	4	4.0"	7/16" UNF"
	Torana, Sunbird	13"	5	4.25"	7/16" UNF"
	Gemini	13"	4	100mm	12 x 1.5mm
	HK-HG	14"	5	4.25"	7/16" UNF"
	HQ-HZ, Chev	14"	5	4.75"	7/16" UNF"
	Commodore 4 cylinder	13"	5	4.25"	12 x 1.5mm
	Commodore	14"	5	120mm	12 x 1.5mm
	Commodore (optional)	15"	5	120mm	12 x 1.5mm
	Bedford CF	14"	5	6.0"	1/2" UNF"
	Bedford CFS	14"	5	6.0"	7/16" UNF"
	Chev C20	16"	8	6.5"	1/2" UNF"
	Jackaroo	15"	6	5.5"	12 x 1.5mm
	Vectra	14"	4	100mm	12 x 1.5mm

**PLEASE NOTE:** These wheel fitment specifications are intended to be a guide only. To the best of our knowledge, specifications are correct, however CM Trailer Parts take no responsibility for errors.

VEHICLE MAKE	MODEL	STANDARD WHEEL SIZE	STUD HOLES	PCD	NUT/STUD TYPE
<b>HOLDEN / CHEV</b>	Vectra	15"	5	110mm	12 x 1.5mm
	Rodeo, Shuttle, Chev Luv	14"	6	5.5"	12 x 1.5mm
<b>HONDA</b>	Civic to 1979	12"	4	120mm	12 x 1.25mm
	Civic 1980 Sedan	12"	4	100mm	12 x 1.5mm
	Accord (pre 1982)	13"	4	120mm	12 x 1.25mm
	CRV	15"	4	4.5"	12 x 1.5mm
	CRV, HRV	15"	5	4.5"	12 x 1.5mm
	Prelude, Accord (1982 on)	13"	4	100mm	12 x 1.5mm
<b>ISUZU</b>	KB40 4WD	14"	6	5.5"	12 x 1.5mm
<b>JAGUAR</b>	XJ6, XJ12, XJS	15"	5	4.75"	½" UNF
<b>JEEP</b>	CJ Series, DJ5, DJ6, J10	16"	5	5.5"	½" UNF
<b>LEYLAND</b>	Mini	10"	4	4.0"	¾" UNF
	Marina	13"	4	4.25"	7/16" UNF
	Morris Oxford		5	5"	
	Moke	13"	4	4.0"	¾" UNF
	Land Rover	16"	5	6.5"	9/16" UNF
	Range Rover	16"	5	6.5"	16 x 1.5mm
	Austin / Morris 1100 & 1300	12"	4	4.5"	7/16" UNF
	1000, 1300	12"	4	110mm	12 x 1.5mm Studs
	808, 929, Capella, RX2, RX3				
	RX4, 323, 626, RX7	13"	4	110mm	12 x 1.5mm Studs
<b>MAZDA</b>	323 FWD	13"	4	4.5"	12 x 1.5mm
	121, RX5, 929L, 929 Wagon 1982	14"	4	120mm	12 x 1.5mm
	929 Sedan (1982)	14"	4	4.5"	12 x 1.5mm
	323 Astina, Protégé	13"	4	100mm	12 x 1.5mm
	626	14"	5	4.5"	12 x 1.5mm
	MX3, Mx5	14"	4	100mm	12 x 1.5mm
	RX7, Series 1 and 2	13"	4	110mm	12 x 1.5mm
	RX7, Series 3	14"	4	4.5"	12 x 1.5mm
	RX7, Series 4	15"	5	4.5"	12 x 1.5mm
	RX7, Series 5	15"	5	4.5"	12 x 1.5mm
	RX7	16"	5	4.5"	12 x 1.5mm
	1600, 1 Ton	14"	6	5.5"	12 x 1.5mm
<b>MERCEDES</b>	200, 250, 280, 300, 350, 450	14"	5	112mm	12 x 1.5mm Studs
<b>MITSUBISHI</b>	Colt FWD	13"	4	4.5"	12 x 1.5mm
<b>(CHRYSLER)</b>	Express L300	13"	5	4.5"	12 x 1.5mm
	Galant, Sigma, Lancer	13"	4	4.5"	12 x 1.5mm
	Express L300	14"	5	4.5"	12 x 1.5mm
	Pajero, Shogun	15"	6	139.7mm	12 x 1.5mm
	Pajero, Shogun, TD, V6, (V20)	15"	6	139.7mm	12 x 1.5mm
	Triton 4 WD	15"	6	139.7mm	12 x 1.5mm
	Triton	14"	6	139.7mm	12 x 1.5mm
	Sigma, Scorpion	14"	4	4.5"	12 x 1.5mm
	Valiant R to VF	14"	5	4.0"	7/16" UNF RH & LH
	Valiant VG	14"	5	4.0"	7/16" UNF
	Valiant VH – CM	14"	5	4.5"	7/16" UNF
<b>NISSAN</b>	C120	13"	4	4.5"	12 x 1.5mm
	E20	14"	6	5.5"	12 x 1.25mm
	E23	14"	6	5.5"	12 x 1.5mm
	Patrol up to 1977	16"	6	5.5"	½" UNF
	Patrol 1978 onwards	16"	6	5.5"	12 x 1.25mm
	MQ Patrol	16"	6	5.5"	12 x 1.5mm

**PLEASE NOTE:** These wheel fitment specifications are intended to be a guide only. To the best of our knowledge, specifications are correct, however CM Trailer Parts take no responsibility for errors.

VEHICLE MAKE	MODEL	STANDARD WHEEL SIZE	STUD HOLES	PCD	NUT/STUD TYPE
NISSAN	Cefiro	15"	4	4.5"	12 x 1.25mm
	Cefiro	15"	5	4.5"	12 x 1.25mm
	Pulsar	14"	4	100mm	12 x 1.25mm
	Pulsar GTI	15"	4	100mm	12 x 1.25mm
	Skyline	14"	4	4.5"	12 x 1.25mm
	Skyline	14"	4	4.5"	12 x 1.25mm
	Skyline		5	4.5"	12 x 1.25mm
	200SX	15"	4	4.5"	12 x 1.25mm
	200SX, Silvia	16"	5	4.5"	12 x 1.25mm
	Terrano	15"	6	139.7mm	12 x 1.25mm
	Navara	6"		5.5"	
ROVER	1978 onwards	14"	5	5"	12 x 1.5mm
	Land Rover	16"	5	6.5"	12 x 1.5mm
SUBARU	Impreza	14"	5	100mm	12 x 1.25mm
	Impreza	15"	5	100mm	12 x 1.25mm
	Legacy	14"	5	100mm	12 x 1.25mm
	WRX	16"	5	100mm	12 x 1.25mm
SUZUKI	LJ20, LJ50, LJ80, Sierra	16"	5	5.5"	12 x 1.25mm
	Vitara	15"	5	139.7mm	12 x 1.25mm
TOYOTA	Corolla	12"	4	110mm	12 x 1.5mm
	Corona, Celica, Corolla, T18	13"	4	4.5"	12 x 1.5mm
	Camry	13"	5	100mm	12 x 1.5mm
	Camry	14"	5	100mm	12 x 1.5mm
	Camry 2.5 V6	15"	5	100mm	12 x 1.5mm
	Camry 2.2	14"	5	4.5"	12 x 1.5mm
	Corolla, Seca	14"	4	100mm	12 x 1.5mm
	Corona		4	100mm	12 x 1.5mm
	Corona		5	100mm	12 x 1.5mm
	Lite-Ace	13"	4	4.5"	12 x 1.5mm
	Celica, Corona, Cressida	14"	4	4.5"	12 x 1.5mm
	Crown	14"	5	4.5"	12 x 1.5mm
	Hi-Ace, Hi-Lux	14"	5	4.5"	12 x 1.5mm
	Hi-Ace, Hi-Lux 2WD	14"	5	4.5"	12 x 1.5mm
	Landcruiser, Hi-Lux 4x4	16"	6	5.5"	12 x 1.5mm
	Landcruiser, VX	16"	6	139.7mm	12 x 1.5mm
	Landcruiser 100 Series V8	16"	5	150mm	14 x 1.5mm
	Landcruiser 100 Series 6 Cyl	16"	5	150mm	14 x 1.5mm
	Prado	16"	6	139.7mm	12 x 1.5mm
	Prado	16"	5	150mm	
	Blizzard	15"	5	5.5"	12 x 1.5mm
TRIUMPH	Dolomite, TR7	13"	4	3.75"	3/8" UNF"
	2000, 2.5	13"	4	4.5"	7/16" UNF"
	Stag	14"	4	4.5"	7/16" UNF"
VOLKSWAGEN	Beetle 5 Stud to 1966	15"	5	205mm	14 x 1.5mm Studs
	Beetle 1967 onwards	15"	4	130mm	14 x 1.5mm Studs
	Golf	13"	4	100mm	12 x 1.5mm Studs
	Kombi 1971 onwards	14"	5	112mm	14 x 1.5
VAUXHALL	PB	13"	5	5"	1/2" UNF"
	Viva	13"	4	4.5"	7/16" UNF"

**PLEASE NOTE:** These wheel fitment specifications are intended to be a guide only. To the best of our knowledge, specifications are correct, however CM Trailer Parts take no responsibility for errors.

On 1st April 2002, the New Zealand Transport Agency (NZTA) introduced a new law (Brake Rule 32014) relating to Brake requirements for all Light Vehicles (including Light Trailers) with a Gross Laden Weight of up to 3500kg. All Light Vehicles includes all new and existing trailers. Copies of the NZTA rules can be purchased from selected Bennett's, Paper Plus, Whitcoulls and other book retailers that sell government legislation. This affects the Light Trailer industry in the following ways:

## BASIC REQUIREMENTS

### 0kg-2000kg

Trailers with a Gross Laden Weight of 2000kg or less do not require service brakes, but if they are fitted, they must act on each wheel of at least one axle and not transfer the load to an unbraked axle during braking, and in conjunction with the towing vehicle's service brakes must be capable of stopping the combination of towing vehicle and trailer within a distance of 7 metres from a speed of 30km/hr. No parking brake is required.

### 2001kg-2500kg

Trailers with a Gross Laden Weight of more than 2000kg, but less than 2500kg MUST be fitted with service brakes which may be either override (indirect) type or driver-controlled type (direct). The brakes must act on each wheel of at least one axle and not transfer the load to an unbraked axle during braking and in conjunction with the towing vehicle's brakes must be capable of stopping the combination of towing vehicle and trailer within a distance of 7 metres from a speed of 30km/hr. The coupling system must show the manufacturer's load rating commensurate with the laden weight of the trailer and be fitted with TWO (2) CROSSED SAFETY CHAINS complying with ADR62 Determination of 1995, Mechanical Connections between vehicles (CM stock this safety chain) or be fitted with an emergency breakaway brake. No parking brake is required.

### 2501kg - 3500kg

Trailers with a Gross Laden Weight of more than 2500kg up to 3500kg MUST be fitted with DIRECT service brakes (driver-controlled), and a BREAKAWAY BRAKE SYSTEM, and a separate MECHANICAL parking brake acting on both wheels of at least one axle. The MECHANICAL parking brake must be capable of stopping the trailer within a distance of 18 metres from a speed of 30km/hr or alternatively capable of holding the trailer at rest on a slope of 1 in 5. In conjunction with the towing vehicle's service brakes, it must be capable of stopping the combination of towing vehicle and trailer within a distance of 7 metres from a speed of 30km/hr. Safety chains are not required as the emergency breakaway system applies.

### Indirect Systems

Indirect service brakes are those that operate without input directly from the driver of the tow vehicle. They are usually either inertia-activated systems or electric drum and the most commonly used system under 2500kg. Brake types used for indirect systems are: mechanical or hydraulic disc, hydraulic drum or electric drum. Electric drum can use a trailer-mounted controller up to 2500kg, by using the CM MagBrake Multi-volt Controller the trailer can be towed by any 12V or 24V vehicle.

### Direct Systems

Direct service brakes are those that operate as a direct result of braking input from the driver of the tow vehicle. They are load-adjustable and incorporate an emergency override function which operates the trailer brakes independently of the tow vehicle. Brake types used for direct systems are hydraulic disc and electric drum.

### Breakaway Brake

Breakaway Brake means a service brake or parking brake fitted to a trailer that ensures, under all conditions of use, that if the trailer is unintentionally disconnected from its towing vehicle, the brake will automatically and immediately apply and will remain applied for at least 15 minutes.

## BRAKE TYPES

### Disc Brakes

Disc brakes are a rugged, low maintenance braking option and are suitable for all braking applications. They are available marinised and can safely be submerged in water. Available as mechanical or hydraulic systems.

### Drum Brakes – Hydraulic

Hydraulic drum brakes are an economical and effective braking option. Although not as efficient as disc type brakes, they are suited to use on a wide range of domestic trailers, caravans and horse floats, and provide a smooth, damped braking option.

### Drum Brakes – Electric

Electric drum brakes are effective and efficient. Used in both direct and indirect brake types, they are easily mated to breakaway brakes. Independent, mechanical parking brakes can be added. Using the CM MagBrake Multi-volt Controller, the trailer can be towed by any 12V or 24V vehicle, MagBrake Controllers are only suitable for trailers up to 2500kg.

## HOW ELECTRIC BRAKES WORK

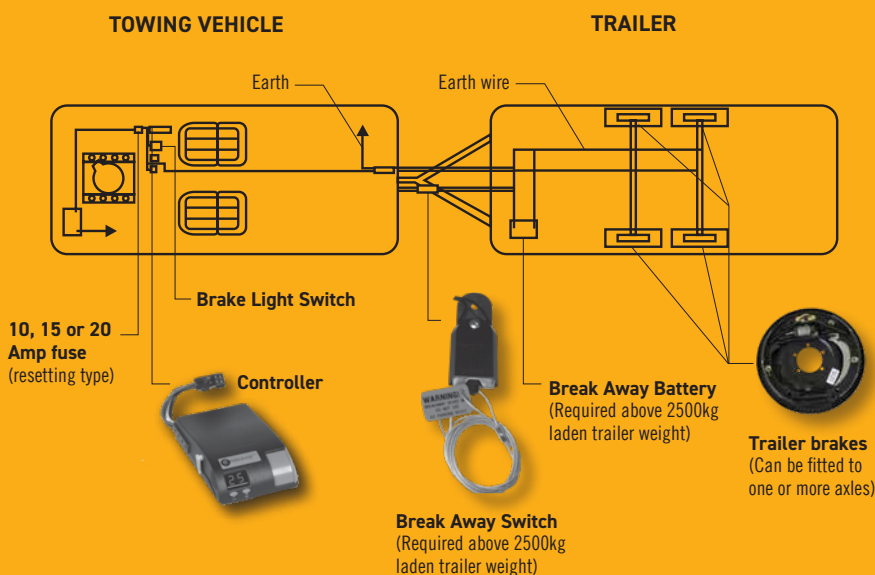
When the towing vehicle's brakes are applied, the brake stop light switch activates the cab-mounted controller, a current is sent back to the drums energising the high capacity electro-magnets, which pull onto the inner face of the brake drum.

Due to the rotation of the drum, the magnets move the lever arm in the same direction. This movement then activates the primary and secondary brake shoes. The more current that is applied to the magnets, the greater the force that is applied to the inner drum face, thereby increasing the braking effect.

The cab controller has a built-in adjustable resistor to increase or decrease the current to compensate for large changes in trailer weight and/or road conditions to maintain maximum braking efficiency. The controller also allows independent trailer braking without the need to apply the towing vehicle's brakes.

Suitable for a wide variety of applications, electric brakes are very cost effective, particularly when cab control and break away brakes are required (above 2500kg). See diagram below.

These brakes are easy to install.



## VEHICLE TOWING LIMITATIONS

Most towbars fitted to vehicles are rated according to the vehicle manufacturer's recommendations for towing capability. Towing trailers in excess of the vehicle manufacturer's recommendations may void both the vehicle warranty and any insurance claim arising while towing that trailer.

CM Trailer Parts strongly recommend that the vehicle manufacturer's rated towing capacity is at least commensurate with that of the laden trailer at all times.

## BRAKE OPERATING SYSTEMS

### Override Systems – Indirect

Up to 2500kg

Override brakes are indirect systems, inertia-activated and operated by the weight of the towed trailer, compressing a coiled spring in the tow coupling; applying the brakes proportionate to the degree of spring compression. Available as mechanical disc, hydraulic disc and hydraulic drum types.

- PROS**
- easily towable by multiple vehicles;
  - inexpensive and reliable;
  - low maintenance.
- CONS**
- braking not operable in reverse;
  - reversing not possible without first deactivating this system at the tow coupling or fitting a reversing solenoid auto back-up valve (see page 18).

### Electric Systems – Indirect

Up to 2500kg

Used with electric drum brakes. A trailer-mounted brake controller is preset to match the load carried on the trailer. Braking provided is proportionate to the load setting on the controller (see page 26).

- PROS**
- easily towable by multiple vehicles, by using the CM MagBrake multi-volt controller the trailer can be towed by any 12V or 24V vehicle includes mechanical parking brake;
- CONS**
- braking not as progressive as direct electric brake systems;
  - higher maintenance drum brakes.

### Electric Systems – Direct

2501kg-3500kg

Used with electric drum brakes, this is the most economical direct braking system to fit. It is regulated by a dash-mounted in-cab controller which includes an emergency brake override function and load settings to accurately match braking output with the weight of the load. This system is also easily mated to an emergency breakaway brake system required by law when exceeding 2500kg MTM (Maximum Towed Mass).

- PROS**
- accurate, proportional brake control;
  - includes mechanical parking brake;
  - easily linked to breakaway system.
- CONS**
- dedicated tow vehicles required;
  - higher maintenance drum brakes.

### Electric/Hydraulic – AL-KO iQ7 - Direct

2501kg - 6000kg

The AL-KO iQ7 allows the control of hydraulic brake systems from the driving position via an in-vehicle brake control device. The system converts electronic signals from the controller to hydraulic pressure delivered to the brake system. Stored compressed air allows immediate brake application. The system integrates breakaway technology to arrest the trailer should it detach from the tow vehicle (a legal requirement for trailers or caravans over 2.5 tonne). Two models available that suit class TB and also a model to comply with heavy transport Class TC, see pages 22-25. AL-KO iQ7 can be used with AL-KO Evo controller and brake pedal sensor or with an AL-KO approved in cab controller.

- PROS**
- models to suit class TB & TC trailers to 6000kg
  - allows use of hydraulic disc or drum brakes
  - Includes breakaway system
  - accurate, proportional brake control
  - braking provided in reverse
- CONS**
- addition of mechanical parking brake;
  - required over 2500kg.

### Electric/Hydraulic – EH1600 & EH1000

2501KG-3500KG

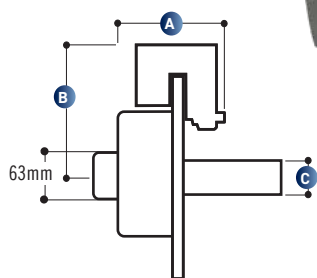
This system is regulated by a dash-mounted, load-adjustable in-cab controller. It allows the use of hydraulic disc brakes but with proportionate and accurate braking control. Is especially suited where a dedicated tow vehicle/trailer combination is acceptable. Listed on pages 26-28.

- PROS**
- allows use of hydraulic disc and drum brakes from 2501kg to 3500kg;
  - includes breakaway brake system;
  - accurate, proportional brake control;
  - braking provided in reverse.
- CONS**
- dedicated tow vehicles required;
  - addition of mechanical parking brake; required over 2500kg.

## 1500KG-1750KG WITH NEW ONE-PIECE ROTOR/HUB

CM's latest design incorporates a one-piece vented rotor/hub as a more cost competitive option.

Choice of calipers includes GoldLine, Dacromet Coated or full stainless steel for the marine industry.



With Dacromet calipers



With Goldline calipers



With full Stainless steel calipers

PART NO	CAPACITY PER PAIR	A	B	C DIA.	CALIPERS	INTEGRATED PARK BRAKE CALIPER	CALIPER SIZE	PCD MIN-MAX (MM)
<b>TE2DIHD150</b>	1500kg	155mm	145mm	39mm	GoldLine		2 ¼"	110mm – 120mm
<b>TE2DIHD151</b>	1500kg	155mm	145mm	39mm	Dacromet Coated		2 ¼"	110mm – 120mm
<b>TE2DIHD151P</b>	1500kg	155mm	145mm	39mm	Dacromet Coated	■	2 ¼"	110mm – 120mm
<b>TE2DIHD152</b>	1500kg	155mm	145mm	39mm	Stainless Steel		2 ¼"	110mm – 120mm
<b>TE2DIHD152P</b>	1500kg	155mm	145mm	39mm	Stainless Steel	■	2 ¼"	110mm – 120mm
<b>TE2DIHD170</b>	1750kg	155mm	145mm	45mm	GoldLine		2 ¼"	110mm – 120mm
<b>TE2DIHD171</b>	1750kg	155mm	145mm	45mm	Dacromet Coated		2 ¼"	110mm – 120mm
<b>TE2DIHD171P</b>	1750kg	155mm	145mm	45mm	Dacromet Coated	■	2 ¼"	110mm – 120mm
<b>TE2DIHD172</b>	1750kg	155mm	145mm	45mm	Stainless Steel		2 ¼"	110mm – 120mm
<b>TE2DIHD172P</b>	1750kg	155mm	145mm	45mm	Stainless Steel	■	2 ¼"	110mm – 120mm

**1500KG - 1750KG - 2000KG**

Disc brakes from CM could be the best investment you ever make. Superior caliper design for extra strength, quality materials, quality workmanship and corrosion protection make these the best performing disc brakes on the NZ market. **SEE CALIPER RANGE, PAGE 57.**

Choose from either Dacromet Coated or stainless steel vented rotors for greater heat dissipation and improved performance. Dacromet Coating passed 1008 hours salt spray test ASTM-B-117-09 with no rust.

**UP TO 6 YEAR WARRANTY**



**Largest piston and brake pads in the industry – producing 30% more brake torque**

**ROTORS & CALIPERS AVAILABLE IN STAINLESS STEEL**

**UNIQUE FEATURES & SPECIFICATIONS**

New disc brake set with 1-piece rotor/hub now available in 1500kg range for improved value.

Stud patterns up to 5½" (140mm) PCD.

Vented rotors: run cooler and improve braking performance.

Ceramic pads: improve performance plus 50% to 100% longer pad life.

Longest warranty in the industry: 6 years Stainless Steel / 3 years Dacromet Coated. Conditions apply.

Large pistons: 2¼", largest in the industry.

Large diameter rotors: 11", 22% larger than the opposition, giving more braking force per revolution.

Vented rotors are less susceptible to brake fade and warpage. All rotors are balanced with minimal runout.

Galvanised SG Iron hubs: machined from quality SG Iron castings and galvanised for maximum protection.

Park brake facility: stub axles also available with a twin mount to fit a mechanical park. brake caliper (standard on 2000kg) required for trailers over 2500kg GLW. **SEE PAGE 45-47.**

Proven reliability.

Marine quality triple lip seals: all these disc brakes are fitted with triple lip marine quality seals for optimum wheel bearing protection.

Fits most 13" galvanised OEM spoke boat trailer wheels and the majority of 14", 15" and 16".

Guaranteed performance: exceeds CSA-D313 test requirements.

Silicone boot seals on all calipers.

**OTHER ITEMS YOU MAY BE INTERESTED IN ?**

**INTEGRATED PARK BRAKE CALIPERS**

**SEE PAGE 54**



**HOSE AND FITTING KIT RANGES**

**SEE PAGE 16-17**



**VERRIDE COUPLINGS**

**SEE PAGES 12-13**



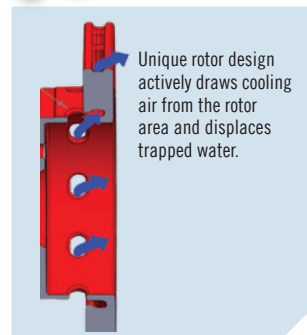

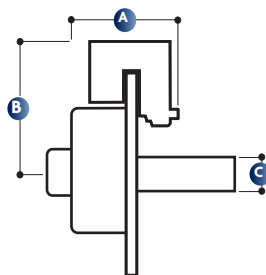
## 1500KG - 1750KG - 2000KG

**Gold Line\* Dacromet finish or stainless steel hydraulic caliper**

\*Gold Line calipers are an entry-level item and do not have any stainless steel components.

FOR CALIPER DETAILS, SEE PAGE 54

**Hydraulic with Integral Park Brake Caliper**



**ROTORS AND CALIPERS AVAILABLE IN STAINLESS STEEL**

PART NO	CAPACITY PER PAIR	A	B	C	11" ROTOR	CALIPERS	INTEGRATED PARK BRAKE CALIPER	CALIPER SIZE	PCD MIN-MAX (MM)
TE2DIHK150	1500kg	158mm	150mm	39mm	Dacromet Coated	Gold Line		2 ¼"	100-150mm
TE2DIHK151	1500kg	158mm	150mm	39mm	Dacromet Coated	Dacromet Coated		2 ¼"	100-150mm
TE2DIHK151P	1500kg	158mm	150mm	39mm	Dacromet Coated	Dacromet Coated	■	2 ¼"	100-150mm
TE2DIHK152	1500kg	158mm	150mm	39mm	Dacromet Coated	Stainless Steel		2 ¼"	100-150mm
TE2DIHK152P	1500kg	158mm	150mm	39mm	Dacromet Coated	Stainless Steel	■	2 ¼"	100-150mm
TE2DIHK153	1500kg	158mm	150mm	39mm	Stainless Steel	Stainless Steel		2 ¼"	100-150mm
TE2DIHK153P	1500kg	158mm	150mm	39mm	Stainless Steel	Stainless Steel	■	2 ¼"	100-150mm
TE2DIHK170	1750kg	158mm	150mm	45mm	Dacromet Coated	Gold Line		2 ¼"	100-150mm
TE2DIHK171	1750kg	158mm	150mm	45mm	Dacromet Coated	Dacromet Coated		2 ¼"	100-150mm
TE2DIHK171P	1750kg	158mm	150mm	45mm	Dacromet Coated	Dacromet Coated	■	2 ¼"	100-150mm
TE2DIHK172	1750kg	158mm	150mm	45mm	Dacromet Coated	Stainless Steel		2 ¼"	100-150mm
TE2DIHK172P	1750kg	158mm	150mm	45mm	Dacromet Coated	Stainless Steel	■	2 ¼"	100-150mm
TE2DIHK173	1750kg	158mm	150mm	45mm	Stainless Steel	Stainless Steel		2 ¼"	100-150mm
TE2DIHK173P	1750kg	158mm	150mm	45mm	Stainless Steel	Stainless Steel	■	2 ¼"	100-150mm
TE2DIHK200	2000kg	158mm	150mm	50mm	Dacromet Coated	Gold Line		2 ¼"	108-150mm
TE2DIHK201	2000kg	158mm	150mm	50mm	Dacromet Coated	Dacromet Coated		2 ¼"	108-150mm
TE2DIHK201P	2000kg	158mm	150mm	50mm	Dacromet Coated	Dacromet Coated	■	2 ¼"	108-150mm
TE2DIHK202	2000kg	158mm	150mm	50mm	Dacromet Coated	Stainless Steel		2 ¼"	108-150mm
TE2DIHK202P	2000kg	158mm	150mm	50mm	Dacromet Coated	Stainless Steel	■	2 ¼"	108-150mm
TE2DIHK203	2000kg	158mm	150mm	50mm	Stainless Steel	Stainless Steel		2 ¼"	108-150mm
TE2DIHK203P	2000kg	158mm	150mm	50mm	Stainless Steel	Stainless Steel	■	2 ¼"	108-150mm

## 2750KG & 3500KG

CM offer two capacities of heavy duty disc brakes sets: 2750kg & 3500kg. Both have 12" vented disc rotors. Designed for use on Class TB and Class TC trailers.

**UP TO 6 YEAR WARRANTY**

### UNIQUE FEATURES AND SPECIFICATIONS

Vented 12" rotors – run cooler and improve braking performance.

Guaranteed performance – exceeds CSA-D313 test requirements.

Supplied with marine quality seals.

Ceramic pads – improve performance, plus 50% – 100% longer pad life.

Talk to our staff about our range of mechanical park brake options, required for trailers over 2500kg.

Fits 15" and 16" – 5.50" (140mm) PCD.

**CALIPERS AVAILABLE IN STAINLESS STEEL**

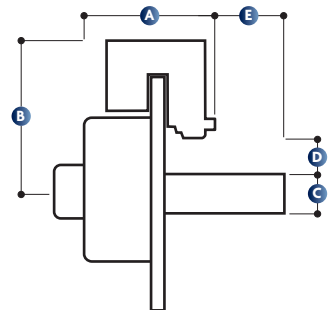
**Largest piston and brake pads in the industry – producing 30% more brake torque**



2750kg hydraulic vented disc brake



3500kg hydraulic vented disc brake



PART NO	CAPACITY PER PAIR	A	B	C DIA.	D	E	12 INCH ROTOR	CALIPERS	CALIPER SIZE	INTEGRATED CALIPER	PCD MIN-MAX (MM)
TE2DIHK251	2750kg	156mm	170mm	64mm	45mm	165mm	Dacromet Coated	Dacromet Coated	2 ¼"		
TE2DIHK251P	2750kg	156mm	170mm	64mm	45mm	165mm	Dacromet Coated	Dacromet Coated	2 ¼"	■	5 ½" (140mm) 6 Stud"
TE2DIHK252	2750kg	156mm	170mm	64mm	45mm	165mm	Dacromet Coated	Stainless Steel	2 ¼"		
TE2DIHK252P	2750kg	156mm	170mm	64mm	45mm	165mm	Dacromet Coated	Stainless Steel	2 ¼"	■	
TE2DIHK253	2750kg	156mm	170mm	64mm	45mm	165mm	Stainless Steel	Stainless Steel	2 ¼"		
TE2DIHK253P	2750kg	156mm	170mm	64mm	45mm	165mm	Stainless Steel	Stainless Steel	2 ¼"	■	
TE2DIHK351	3500kg	162mm	179mm	63.5mm	45mm	160mm	Dacromet Coated	Dacromet Coated	2 ½"	5 ½" (140mm) 6 Stud"	
TE2DIHK352	3500kg	162mm	179mm	63.5mm	45mm	160mm	Dacromet Coated	Stainless Steel	2 ½"		
TE2DIHK353	3500kg	162mm	179mm	63.5mm	45mm	160mm	Stainless Steel	Stainless Steel	2 ½"		

## MECHANICAL PARK BRAKE KIT


A mechanical park brake is required by law for trailers over 2500kg GLW – **SEE PAGES 45-47.**

CM stock park brake kits for 3500kg hydraulic disc brake sets using the mechanical calipers.

### MECHANICAL PARK BRAKE KIT CONSISTS OF:

2 x Calipers with ceramic disc pads and mounting bolts;

Twin caliper mounts are standard on 3500kg axles



PARK BRAKE KIT PART NO	FITS	A	B
TE2PBK35	3500kg	162mm	179mm

## CONVERT AMERICAN DRUM BRAKES TO HYDRAULIC DISC BRAKES

Tired of seized or failed electric or hydraulic drum brakes? Now there is an easy solution with Retro Disc Brake Kits that fit a lot of USA-made trailers and are easy to install. Six-year warranty on stainless steel, 2-year warranty on all other parts. All calipers are individually tested to ensure years of quality service, even in heavy salt water conditions. These callipers are the first to feature all corrosion-resistant hardware including: stainless steel piston, bleeders, guide bolts and guide bolt sleeves. Inlet port is brass.

**UP TO 6 YEAR WARRANTY**

### EACH KIT CONTAINS 1 PAIR OF:

1 piece Hub/Rotor – Dacromet Coated

Taper roller bearings

Stainless Steel or plated 2.25" caliper

Ceramic disc pads

Mounting bracket

Fasteners

Wheel studs and nuts

Hub seal

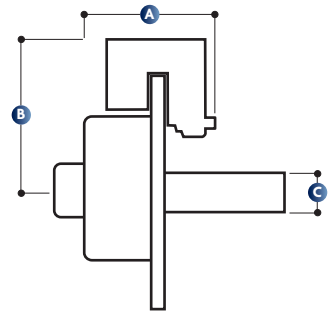



TE2HRCM12SCAD half set pictured

PART NO	ROTOR DIAMETER	CALIPER 2 1/2"	INNER BEARING	OUTER BEARING	STUD PATTERN (PCD)
TE2HRCM10SCAD	10"	Dacromet Coated	L68149	L44649	FORD
TE2HRCM10SS	10"	Stainless Steel	L68149	L44649	4.50" x 5 x 1/2"
TE2HRCM12SCAD	12"	Dacromet Coated	25580	15123	5.50" x 6 x 1/2"
TE2HRCM12SS	12"	Stainless Steel	25580	15123	

## MECHANICAL VENTED DISC BRAKES

CM mechanical disc brakes are a simple means of trailer braking.



### ONE PIECE HUB ROTOR TYPE

PART NO	CAPACITY PER PAIR	A	B	C	11" ROTOR	CALIPERS	PCD Min-Max (mm)
<b>TE2DIMD151</b>	1500kg	155mm	145mm	39mm	Dacromet Coated	Dacromet Coated	110-120mm
<b>TE2DIMD151F</b>	1500kg	155mm	145mm	39mm	Dacromet Coated	Dacromet Coated	4.50" x 5 x ½"
<b>TE2DIMD171</b>	1750kg	158mm	150mm	45mm	Dacromet Coated	Dacromet Coated	110-120mm
<b>TE2DIMD171F</b>	1750kg	158mm	150mm	45mm	Dacromet Coated	Dacromet Coated	4.50" x 5 x ½"

### TWO PIECE HUB ROTOR TYPE

PART NO	CAPACITY PER PAIR	A	B	C	11" ROTOR	CALIPERS	PCD Min-Max (mm)
<b>TE2DIMK151</b>	1500kg	158mm	150mm	39mm	Dacromet Coated	Dacromet Coated	110-140mm
<b>TE2DIMK154</b>	1500kg	158mm	150mm	39mm	Stainless Steel	Dacromet Coated	110-140mm
<b>TE2DIMK171</b>	1750kg	158mm	150mm	45mm	Dacromet Coated	Dacromet Coated	110-140mm
<b>TE2DIMK174</b>	1750kg	158mm	150mm	45mm	Stainless Steel	Dacromet Coated	110-140mm
<b>TE2DIMK201</b>	2000kg	158mm	150mm	50mm	Dacromet Coated	Dacromet Coated	110-140mm
<b>TE2DIMK204</b>	2000kg	158mm	150mm	50mm	Stainless Steel	Dacromet Coated	110-140mm

## DEEMAXX & KODIAK 2¼" AND 2½" CALIPERS

Large pistons and pads for improved braking performance.

New Silicone piston boots perform better under extreme temperatures, and last longer than standard EPDM rubber boots.

PART NO	PISTON SIZE	BODY	FITTED TO
<b>TE192KDBC225V</b>	2¼"	Gold Line	1500kg, 1750kg,
<b>TE192KDBC225</b>	2¼"	Dacromet Coated	2000kg and 2750kg
<b>TE192KDBC225SS</b>	2¼"	Stainless Steel	brakes
<b>TE192KDBC250</b>	2½"	Dacromet Coated	3500kg brakes
<b>TE192KDBC250SS</b>	2½"	Stainless Steel	



Note: Gold Line calipers do not have stainless steel components.

## INTEGRAL HYDRAULIC PARK BRAKE CALIPER 2¼"

**TE192KDBC225SSPB (Stainless Steel)**  
**TE192KDBC225HYPB (Cast Iron with Dacromet finish)**


CM 2.25" caliper with an integrated mechanical park brake

Available as centre pull or forward pull


Used on trailers over 2500kg where a mechanical park brake is required by law

For use with CM 1500kg/1750kg/ 2000kg and 2750kg disc brake sets

FORWARD PULL




CENTRE PULL



## REPLACEMENT HYDRAULIC CALIPERS

**TE192246**


Trigg style Australian design caliper



## MECHANICAL CALIPERS

**TE192KDBC225PB**

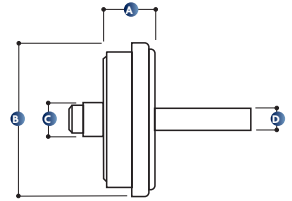
You can purchase loose mechanical calipers as a spare part.



## HYDRAULIC DRUM BRAKES

CM hydraulic drum brakes are suitable for use on industrial and domestic trailers, horse floats and caravans and are an economical and efficient means of braking.

**TE2DRH1500 1500kg/pr**



**TE2DRH2750P  
2750kg/pr**




PART NO	CAPACITY PER PAIR	MECHANICAL PARK BRAKE	BRAKES	A	B	C	D	PCD Min-Max (mm)
<b>TE2DRH1500</b>	1500kg	No	9" x 1.75"	79mm	260mm	61mm	39mm dia	100mm-160mm
<b>TE2DRH1500F</b>	1500kg	No	9" x 1.75"	79mm	260mm	61mm	39mm dia	4.50" x 5 x 1/2"
<b>TE2DRH1750P</b>	1750kg	Yes	10" x 2.25"	87mm	274mm	61mm	45mm	100mm-180mm
<b>TE2DRH1750PF</b>	1750kg	Yes	10" x 2.25"	87mm	274mm	61mm	45mm	4.50" x 5 x 1/2"
<b>TE2DRH2750P*</b>	2750kg	Yes	12" x 2"	122mm	350mm	90mm	63.60mm (2.50")	5.50 x 6 x 1/2"

\*Only suitable for trailers under 3500kg gross laden weight and not suitable for COF class TC trailers. CM can supply drum brakes suitable for COF trailers (over 3500kg gross laden weight). Please contact us for a quote.

## ELECTRIC DRUM BRAKES

CM offer a range of 10" and 12" electric brakes for trailers up to 3500kg.

**TO SEE HOW ELECTRIC BRAKES WORK, GO TO THE SECTION ON PAGE 46.**

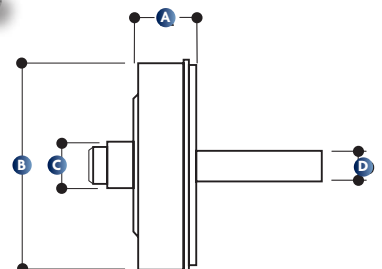


**TE2DRE2750P: 2750kg/pr**

Electric brakes are not designed for use in the heavy transport industry. Designed for use on light trailers up to 3500kg gross laden weight.



**1500kg and  
1750kg/pr**



PART NO	CAPACITY PER PAIR	MECHANICAL PARK BRAKE	BRAKES	A	B	C	D (DIAMETER)	PCD Min-Max (mm)
<b>TE2DRE1500P</b>	1500kg	Yes	10" x 2.25"	87mm	274mm	61mm	39mm	100-180mm
<b>TE2DRE1500PF</b>	1500kg	Yes	10" x 2.25"	87mm	274mm	61mm	39mm	4.50" x 5 stud
<b>TE2DRE1750P</b>	1750kg	Yes	10" x 2.25"	87mm	274mm	61mm	45mm	100-180mm
<b>TE2DRE1750PF</b>	1750kg	Yes	10" x 2.25"	87mm	274mm	61mm	45mm	4.50" x 5 stud
<b>TE2DRE2750P</b>	2750kg	Yes	12" X 2"	122mm	350mm	90mm	63.60mm (2.50")	5.50" x 6 x 1/2"

## AL-KO TANDEM & TRIPLE BRAKE SYSTEM 3500KG

On 1st June 2019, the Amendment of Land Transport Rule Light-Vehicle Brakes 2019 Rule 32014/2002/5 came into force. This now allows for Class TB trailers with a laden weight of 2500kg - 3500kg GVM to have indirect braking without having to apply for an exemption. Our AL-KO 3500kg European Braking System complies with ECE Regulation No:13 and is a perfect solution for Class TB trailers, it allows NZ trailer builders to build Class TB trailers with this European mechanical brake system with no need for exemption.

Kit consists of mechanical override coupling, drum brakes, including emergency breakaway brakes and park brake facility.



### KIT CONSISTS OF:

1 7/8" or 50mm override lockable coupling and parkbrake

4 x 230mm diameter or 6 x 230mm mechanical drum brake assemblies with mechanical park brake


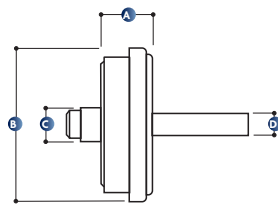
Weld-in stub axle

Equaliser and four connecting brake cables



### TE4MPEU

Mounting plate profile cut to the same size as the coupling footprint. 12mm thick, ready to weld on.



### TANDEM AXLE

PART NO	CAPACITY PER SET	COUPLING SIZE	BRAKES	A	B	C	D (DIAMETER)	PCD
TEKEU35	3500kg	17/8"	230 x 61mm	114mm	261mm	*See note	52mm	4.50" x 5
TEKEU36	3500kg	50mm	230 x 61mm	114mm	261mm	*See note	52mm	4.50" x 5

\*Dimension C - Suitable for rims with centre hole minimum diameter 57mm

CM now manufacture braked and non-braked axle beams in-house to customer specifications.

Simply complete the form below and we will manufacture to your requirements.



AXLE STYLE OPTIONS:

- ☐ Straight Axle
- ☐ Drop Axle
- ☐ Gull Wing Axle

FINISH OPTIONS:

- ☐ Hot Dip Galv
- ☐ Duragalv
- ☐ Black/Self Colour

## AXLE BEAM ORDER FORM

COMPANY

PHONE

CONTACT

ORDER #


This order for manufactured axles constitutes acceptance by the Customer that the measurements provided here by the Customer to CM Trailer Parts are correct and the Customer accepts that the finished product, made to these specifications are non-returnable and due for payment under the CM Trailer Parts normal Terms of Trade.

CUSTOMER SIGNATURE

DATE

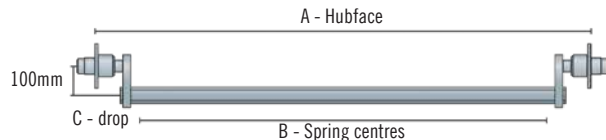
### STRAIGHT AXLE

QUANTITY REQUIRED



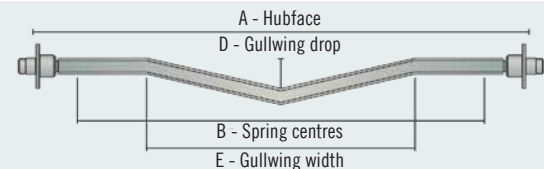
### DROP AXLE

QUANTITY REQUIRED



### GULLWING AXLE

QUANTITY REQUIRED



## SPECIFICATIONS

OVERALL HUBFACE MEASUREMENT (A) .....

SPRING CENTRES MEASUREMENT (B) .....

CHASSIS WIDTH (outside to outside in mm) .....

GULLWING DROP (D) ☐ 100mm ☐ Other .....

GULLWING WIDTH (E) ☐ 1250mm ☐ 1500mm ☐ Other .....

FINISH ☐ Duragalv ☐ Galvanised ☐ Bare steel

AXLE WEIGHT ☐ 1500kg ☐ 1750kg ☐ 2000kg ☐ EU3500kg

BOX SECTION SIZE ☐ 50x50mm ☐ 65x65mm

LOCATION OF AXLE ☐ Under spring (closer to road) ☐ Over spring (closer to chassis)

ASSEMBLED ☐ Yes ☐ No

HUB TYPE ☐ Unbraked ☐ Disc brake ☐ Hyd drum ☐ Elec drum

STUD PATTERN .....

RETURN FORM BY EMAIL TO  
sales.nz@alko-tech.com


OR FREEFAX TO  
0800 933 393

OFFICE USE ONLY

PART NUMBER: ..... INVOICE NUMBER: .....

## MULTI-LEAF SPRINGS

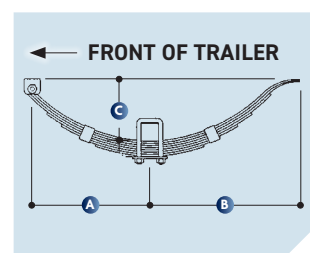
These multi leaf spring selection depicts our most popular range of trailer springs, choose from either painted or Dacromet finishes. Dacromet is ideal for marine applications.



Second leaf wraps around past the shackle eye for maximum strength and support of the main leaf minimising the risk of breakage.

### PAINTED

1 PAIR SPRINGS, SHACKLES, SLIPPERS & BOLTS	*SPRING KIT IN DISPLAY CARTON BELOW	NO. OF LEAVES	CAPACITY PER PAIR	A	B	C	WIDTH
<b>TE7I0500</b>	<b>TE7I0500K</b>	2 x 6mm	500kg	282mm	335mm	110mm	50mm
<b>TE7I0750</b>	<b>TE7I0750K</b>	3 x 6mm	750kg	282mm	335mm	110mm	50mm
<b>TE7I1000</b>	<b>TE7I1000K</b>	4 x 6mm	1000kg	282mm	335mm	110mm	50mm
<b>TE7I1250</b>	<b>TE7I1250K</b>	5 x 6mm	1250kg	282mm	335mm	110mm	50mm
<b>TE7I1500</b>	<b>TE7I1500K</b>	6 x 6mm	1500kg	282mm	335mm	110mm	50mm
<b>TE7I1750</b>	<b>TE7I1750K</b>	7 x 6mm	1750kg	282mm	335mm	110mm	50mm



U-Bolt Kit sold separately

\* Kits include U Bolt kit & packaged in attractive display carton.

### DACROMET

1 PAIR SPRINGS, SHACKLES, SLIPPERS & BOLTS	*SPRING KIT IN DISPLAY CARTON BELOW	NO. OF LEAVES	CAPACITY PER PAIR	A	B	C	WIDTH
<b>TE7G0500</b>	<b>TE7G0500K</b>	2 x 6mm	500kg	282mm	335mm	110mm	50mm
<b>TE7G0750</b>	<b>TE7G0750K</b>	3 x 6mm	750kg	282mm	335mm	110mm	50mm
<b>TE7G1000</b>	<b>TE7G1000K</b>	4 x 6mm	1000kg	282mm	335mm	110mm	50mm
<b>TE7G1250</b>	<b>TE7G1250K</b>	5 x 6mm	1250kg	282mm	335mm	110mm	50mm
<b>TE7G1500</b>	<b>TE7G1500K</b>	6 x 6mm	1500kg	282mm	335mm	110mm	50mm
<b>TE7G1750</b>	<b>TE7G1750K</b>	7 x 6mm	1750kg	282mm	335mm	110mm	50mm

Dacromet coatings are water based containing metal oxides, zinc and aluminium, and cured at high temperatures offering a 4 way corrosion resistance barrier. Dacromet coating passes the 250-hour salt spray test.

## SPRING KIT

Consisting of springs from the painted or dacromet selection in the above tables and packaged in attractive display carton.

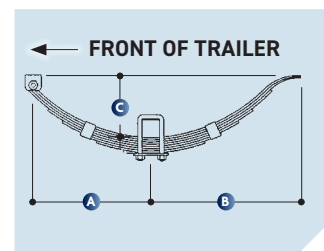
### KITS CONSIST OF:

- 1pr leaf springs
- Shackles
- Shackle bolts & nuts
- Slippers
- U Bolt kit



Note: Spring specifications are subject to change without prior notification.

## LONG SERIES MULTI-LEAF SPRINGS

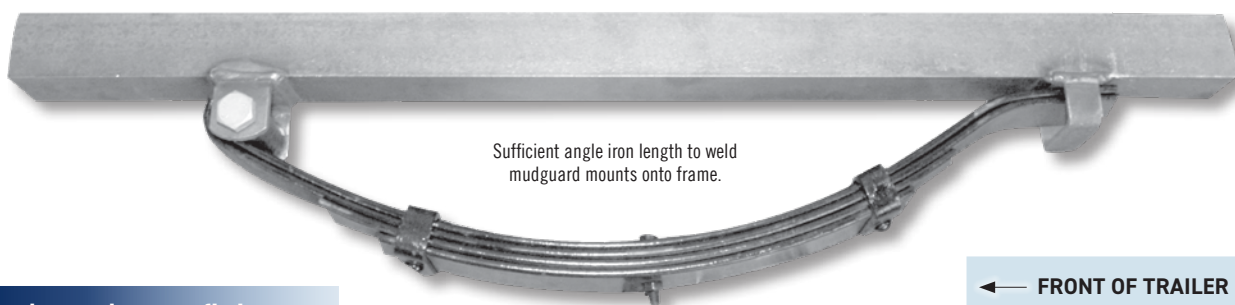


U-Bolt Kit sold separately

## SELF COLOUR

PART NO	NO. OF LEAVES	CAPACITY PER PAIR	A	B	C	WIDTH
TE7N0450	2 x 6.3mm	450kg	360mm	410mm	110mm	50mm
TE7N0600	3 x 6.3mm	600kg	360mm	410mm	110mm	50mm
TE7N0750	4 x 6.3mm	750kg	360mm	410mm	110mm	50mm
TE7N1000	5 x 6.3mm	1000kg	360mm	410mm	110mm	50mm
TE7N1500	5 x 8mm	1500kg	360mm	410mm	110mm	50mm
TE7N1750	6 x 8mm	1750kg	360mm	410mm	110mm	50mm
TE7N2000	5 x 9mm	2000kg	360mm	410mm	130mm	50mm
TE7N2500	6 x 9mm	2500kg	360mm	410mm	130mm	50mm

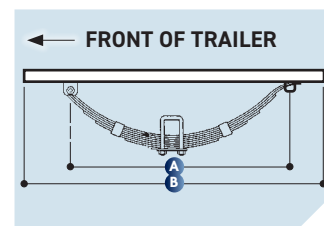
## ANGLE IRON MOUNTING FRAME



Sufficient angle iron length to weld mudguard mounts onto frame.

Designed to make retrofitting springs to trailers easier.

Weld-on or bolt-on.



## PAINTED


PART NO	A	B	ANGLE IRON SIZE	ANGLE IRON FINISH
TE7I0500-F	580mm	880mm	50mm x 50mm	Self Colour
TE7I0750-F	580mm	880mm	50mm x 50mm	Self Colour
TE7I1000-F	580mm	880mm	50mm x 50mm	Self Colour
TE7I1250-F	580mm	880mm	50mm x 50mm	Self Colour
TE7I1500-F	580mm	880mm	50mm x 50mm	Self Colour
TE7I1750-F	580mm	880mm	50mm x 50mm	Self Colour

## DACROMET

PART NO	A	B	ANGLE IRON SIZE	ANGLE IRON FINISH
TE7G0500-FG	580mm	880mm	50mm x 50mm	Galvanised
TE7G0750-FG	580mm	880mm	50mm x 50mm	Galvanised
TE7G1000-FG	580mm	880mm	50mm x 50mm	Galvanised
TE7G1250-FG	580mm	880mm	50mm x 50mm	Galvanised
TE7G1500-FG	580mm	880mm	50mm x 50mm	Galvanised
TE7G1750-FG	580mm	880mm	50mm x 50mm	Galvanised

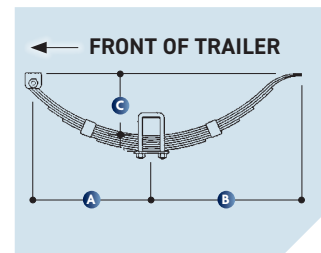
Note: Spring specifications are subject to change without prior notification.

## 45MM WIDE SPRING



PAINTED

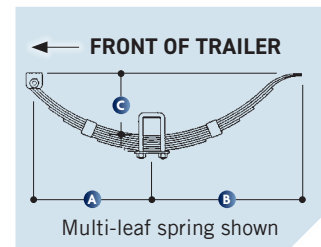
PART NO	NO. OF LEAVES	CAPACITY PER PAIR	A	B	C	WIDTH
TE7M1000	5 x 6mm	1000kg	320mm	440mm	170mm	45mm
TE7M1250	6 x 6mm	1250kg	320mm	440mm	170mm	45mm



U-Bolt Kit sold separately

## SINGLE-LEAF MARINE QUALITY SPRINGS

Parabolic tapered single leaf springs are ideal for fitting to all trailers used in marine applications. Being a single leaf eliminates the risk of salt water corrosion between the leaves. The 45mm wide are galvanised and the 51mm are finished in an enamel grey paint.



U-Bolt Kit sold separately

PART NO	CAPACITY PER PAIR	SPRING CENTRE THICKNESS	A	B	C	EYE DIAMETER	WIDTH	FINISH
TE7P1000	1000kg		350mm	410mm	170mm	½"	45mm	Galvanised
TE7P1400	1400kg		350mm	410mm	170mm	½"	45mm	Galvanised
TE7S0500	500kg	8mm	330mm	430mm	100mm	16mm	51mm	Painted
TE7S1000	1000kg	11mm	330mm	430mm	100mm	16mm	51mm	Painted
TE7S1500	1500kg	13mm	330mm	430mm	100mm	16mm	51mm	Painted
TE7S2000	2000kg	18mm	330mm	430mm	100mm	16mm	51mm	Painted

## TOP TIP

### SPRING INSTALLATION

**"Tighten U-bolts sufficiently and again after the first 100km of use"**


There must be zero flex around the centre bolt area of spring leaves, as this is the weakest point of the spring. Any flexing in this area can cause the leaves to fracture across the centre bolt hole. To eliminate any flexing in this area, the U-bolts must be sufficiently tightened to clamp the spring between the axle beam and fish plate. U-bolts must also be retightened after the first 100km of use. Do not lubricate threads when torquing/tightening up at assembly or retightening.

Note: Spring specifications are subject to change without prior notification.

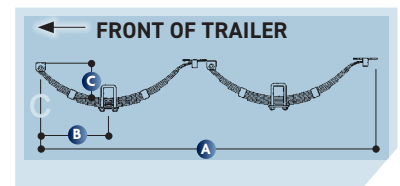
## NON-ROCKER TANDEM SPRINGS

Non rocker-equalising tandem springs are the economy option for setting up a tandem wheeled trailer. CM recommend using rocker equalisers. See chart below regarding performance.

Note that tandem springs and suspensions without load sharing rocker-equalisers must be derated by 25% to avoid bearing, stub axle or suspension failure caused by periodic point overloading as shown in the chart at base of this page.



PART NO	NO. OF LEAVES	CAPACITY PER SET (4 SPRINGS)	A	B	C	WIDTH
TE7TS2000	4 x 6.3mm	2000kg	1270mm	282mm	110mm	50mm
TE7TS2000L	5 x 6.3mm	2000kg	1590mm	360mm	135mm	50mm
TE7TS2500	5 x 6mm	2500kg	1270mm	282mm	110mm	50mm
TE7TS3000	6 x 6mm	3000kg	1270mm	282mm	110mm	50mm
TE7TS3000L	5 x 8mm	3000kg	1590mm	360mm	135mm	50mm
TE7TS3500L	6 x 8mm	3500kg	1590mm	360mm	135mm	50mm




U-Bolt Kit sold separately

	NON ROCKING	FITTED WITH ROCKER-EQUALISERS
Equal load distributed over all four wheels all the time	No	Yes
Prolonged bearing, hub and axle life	No	Yes
Towing performance	Average	Very good
Weight distribution comparison		

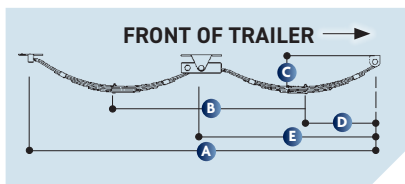
NOTE: When mounting springs above RHS axle beam a support base plate, Part No. TE197SBP must be used. Failure to do so can cause spring leaf breakage

Note: Spring specifications are subject to change without prior notification.

## EYE - SLIPPER TYPE EQUALISING



PART NO	NO. OF LEAVES	CAPACITY PER SET (4 SPRINGS)	A	B	C	D	E	WIDTH	FINISH
TE7TE1500-ES	3	1500kg	1345mm	775mm	130mm	275mm	660mm	50mm	Painted
TE7TE1500-ESG	3	1500kg	1345mm	775mm	130mm	275mm	660mm	50mm	Dacromet
TE7TE2000-ES	4	2000kg	1345mm	775mm	130mm	275mm	660mm	50mm	Painted
TE7TE2000-ESG	4	2000kg	1345mm	775mm	130mm	275mm	660mm	50mm	Dacromet
TE7TE2000-ESL	5	2000kg	1660mm	950mm	155mm	360mm	825mm	50mm	Painted
TE7TE2500-ES	5	2500kg	1345mm	775mm	130mm	275mm	660mm	50mm	Painted
TE7TE2500-ESG	5	2500kg	1345mm	775mm	130mm	275mm	660mm	50mm	Dacromet
TE7TE3000-ES	6	3000kg	1345mm	775mm	130mm	275mm	660mm	50mm	Painted
TE7TE3000-ESG	6	3000kg	1345mm	775mm	130mm	275mm	660mm	50mm	Dacromet
TE7TE3000-ESL	5	3000kg	1660mm	950mm	155mm	360mm	825mm	50mm	Painted
TE7TE3500-ES	7	3500kg	1345mm	775mm	130mm	275mm	660mm	50mm	Painted
TE7TE3500-ESG	7	3500kg	1345mm	775mm	130mm	275mm	660mm	50mm	Dacromet
TE7TE3500-ESL	6	3500kg	1660mm	950mm	155mm	360mm	825mm	50mm	Painted
TE7TE4000-ESL	5	4000kg	1660mm	950mm	155mm	360mm	825mm	50mm	Painted




U-Bolt Kit sold separately

## EYE-SLIPPER ROCKER

## TE7TE1R

Grade 8.8 M20HT bolt locked – cannot rotate in cradle. Nylon bushes fitted for longer life. SG Iron castings.



## MOUNTED ON A FRAME

CM have the above springs available with all the mountings welded to 60mm x 60mm angle iron frames. Ideal for welding or bolting to trailer chassis. The frames are available either self colour or galvanised for marine use.



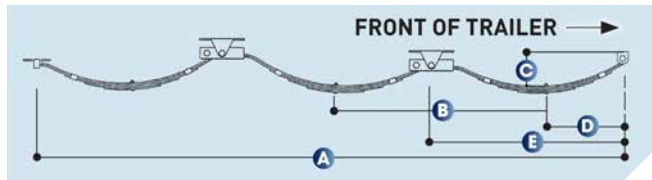
PART NO	NO. OF LEAVES	CAPACITY PER SET (4 SPRINGS)	A	B	C	D	E	WIDTH	FINISH
TE7TE1500-ESF	3	1500kg	1345mm	775mm	130mm	270mm	660mm	50mm	Painted
TE7TE2000-ESF	4	2000kg	1345mm	775mm	130mm	270mm	660mm	50mm	Painted
TE7TE2500-ESF	5	2500kg	1345mm	775mm	130mm	270mm	660mm	50mm	Painted
TE7TE3000-ESF	6	3000kg	1345mm	775mm	130mm	270mm	660mm	50mm	Painted
TE7TE3500-ESF	7	3500kg	1345mm	775mm	130mm	270mm	660mm	50mm	Painted
TE7TE4000-ESLF	5	4000kg	1660mm	950mm	155mm	360mm	825mm	50mm	Painted
TE7TE1500-ESFG	3	1500kg	1345mm	775mm	130mm	270mm	660mm	50mm	Dacromet
TE7TE2000-ESFG	4	2000kg	1345mm	775mm	130mm	270mm	660mm	50mm	Dacromet
TE7TE2500-ESFG	5	2500kg	1345mm	775mm	130mm	270mm	660mm	50mm	Dacromet
TE7TE3000-ESFG	6	3000kg	1345mm	775mm	130mm	270mm	660mm	50mm	Dacromet
TE7TE3500-ESFG	7	3500kg	1345mm	775mm	130mm	270mm	660mm	50mm	Dacromet

Note: Spring specifications are subject to change without prior notification.

## TRIPLE ROCKER EQUALISER SPRING



PART NO	NO. OF LEAVES	CAPACITY PER SET (6 SPRINGS)	A	B	C	D	E	WIDTH	FINISH
<b>TE7TR3750-ES</b>	5	3750kg	2115mm	775mm	130mm	270mm	660mm	50mm	Painted
<b>TE7TR3750-ESG</b>	5	3750kg	2115mm	775mm	130mm	270mm	660mm	50mm	Dacromet
<b>TE7TR4500-ES</b>	6	4500kg	2115mm	775mm	130mm	270mm	660mm	50mm	Painted
<b>TE7TR4500-ESG</b>	6	4500kg	2115mm	775mm	130mm	270mm	660mm	50mm	Dacromet
<b>TE7TR5250-ES</b>	7	5250kg	2115mm	775mm	130mm	270mm	660mm	50mm	Painted
<b>TE7TR5250-ESG</b>	7	5250kg	2115mm	775mm	130mm	270mm	660mm	50mm	Dacromet



U-Bolt Kit sold separately

## TOP TIP

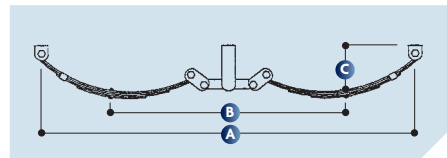
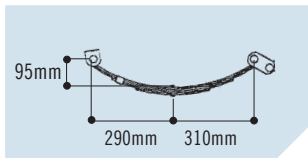

### SPRING INSTALLATION

**“Tighten U-bolts sufficiently and again after the first 100km of use”**


There must be zero flex around the centre bolt area of spring leaves, as this is the weakest point of the spring. Any flexing in this area can cause the leaves to fracture across the centre bolt hole. To eliminate any flexing in this area, the U-bolts must be sufficiently tightened to clamp the spring between the axle beam and fish plate. U-bolts must also be retightened after the first 100km of use. Do not lubricate threads when torquing/tightening up at assembly or retightening.

Note: Spring specifications are subject to change without prior notification.

## EYE - EYE TYPE



U-Bolt Kit sold separately



All bolts lock-tabbed

PART NO	NO. OF LEAVES	CAPACITY PER SET (4 SPRINGS)	A	B (SEE NOTE BELOW)	C	WIDTH	FINISH
TE7TE2000-EE	4	2000kg	1395mm	*795mm or 835mm	145mm	50mm	Painted
TE7TE2000-EEG	4	2000kg	1395mm	*795mm or 835mm	145mm	50mm	Dacromet
TE7TE2500-EE	5	2500kg	1395mm	*795mm or 835mm	145mm	50mm	Painted
TE7TE2500-EEG	5	2500kg	1395mm	*795mm or 835mm	145mm	50mm	Dacromet
TE7TE3000-EE	6	3000kg	1395mm	*795mm or 835mm	145mm	50mm	Painted
TE7TE3000-EEG	6	3000kg	1395mm	*795mm or 835mm	145mm	50mm	Dacromet
TE7TE3500-EE	8	3500kg	1395mm	*795mm or 835mm	145mm	50mm	Painted
TE7TE3500-EEG	8	3500kg	1395mm	*795mm or 835mm	145mm	50mm	Dacromet

\* These springs have an offset centre bolt, so actual space can be increased or decreased by turning springs around dimension B = either 795mm or 835mm.

## MOUNTED ON A FRAME

CM have the above springs available with all the mountings welded to 60mm x 60mm angle iron frames. Ideal for welding or bolting to trailer chassis. The frames are available either self colour or galvanised for marine use.



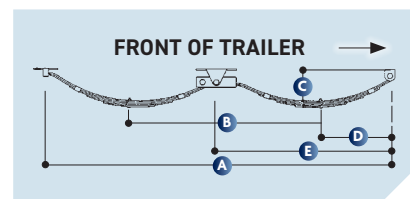
PART NO	NO. OF LEAVES	CAPACITY PER SET (4 SPRINGS)	A	B (SEE NOTE BELOW)	C	WIDTH	FINISH
TE7TE2000-EEF	4	2000kg	1395mm	*795mm or 835mm	145mm	50mm	Painted
TE7TE2000-EEFG	4	2000kg	1395mm	*795mm or 835mm	145mm	50mm	Dacromet
TE7TE2500-EEF	5	2500kg	1395mm	*795mm or 835mm	145mm	50mm	Painted
TE7TE2500-EEFG	5	2500kg	1395mm	*795mm or 835mm	145mm	50mm	Dacromet
TE7TE3000-EEF	6	3000kg	1395mm	*795mm or 835mm	145mm	50mm	Painted
TE7TE3000-EEFG	6	3000kg	1395mm	*795mm or 835mm	145mm	50mm	Dacromet
TE7TE3500-EEF	8	3500kg	1395mm	*795mm or 835mm	145mm	50mm	Painted
TE7TE3500-EEFG	8	3500kg	1395mm	*795mm or 835mm	145mm	50mm	Dacromet

Note: Spring specifications are subject to change without prior notification.

## 5000KG TO 7000KG TANDEM ROCKER EQUALISING SPRINGS

CM has a range of heavy-duty springs for larger trailers from 5000kg to 7000kg.

Bi-metal eye bushes  
fitted for longer life  
Grade 8 1" UNF Pivot  
Bolt - Lock-tabbed



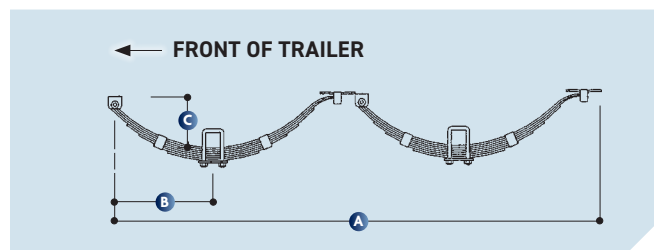
U-Bolt Kit sold separately



PART NO	NO. OF LEAVES	CAPACITY PER SET (4 SPRINGS)	A	B	C	D	E	WIDTH
<b>TE7TE5000-ES</b>	7 x 8mm	5000kg	1810mm	1000mm	170mm	360mm	870mm	60mm
<b>TE7TE6000-ES</b>	8 x 8mm	6000kg	1810mm	1000mm	170mm	360mm	870mm	60mm
<b>TE7TE7000-ES</b>	9 x 8mm	7000kg	1810mm	1000mm	170mm	360mm	870mm	60mm

## TANDEM SPRINGS - NON-ROCKING SPRINGS

Please note that tandem springs and suspensions without load sharing rocker-equalisers must be derated by 25% to avoid bearing, stub axle or suspension failure caused by periodic point overloading.



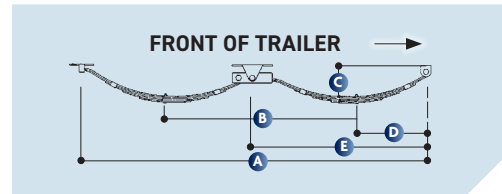

U-Bolt Kit sold separately

PART NO	NO. OF LEAVES	CAPACITY PER SET (4 SPRINGS)	A	B	C	WIDTH
<b>TE7TS5000</b>	7 x 8mm	5000kg	1720mm	360mm	155mm	60mm
<b>TE7TS6000</b>	8 x 8mm	6000kg	1720mm	360mm	155mm	60mm
<b>TE7TS7000</b>	9 x 8mm	7000kg	1720mm	360mm	155mm	60mm

Note: Spring specifications are subject to change without prior notification.

## 5000KG TANDEM GALVANISED ROCKER ROLLER EQUALISING SPRINGS

This galvanised tandem suspension is capable of carrying severe loads while still maintaining a smooth and compliant ride when lightly laden. Suitable for up to 16" wheels.



PART NO	NO. OF LEAVES	CAPACITY PER SET (4 SPRINGS)	A	B	C	D	E	WIDTH
TE7TE5000-EEG	9	5000kg	1560mm	780mm or 1050mm (pictured)	210mm	355mm	735mm	60mm

## SPRING FITTINGS

### SHACKLES



#### 590442

45mm wide x 1/2" diameter hole

#### 590501

51mm wide x 16mm diameter hole

### SLIPPERS



TE197SL2 pictured

#### TE197SL1

45mm (w) x 24mm (h)

#### TE197SL2

(pictured above)

51mm (w) x 29mm (h)

#### TE197SL2RS

51mm (w) x 37mm (h)



### SHACKLE BOLTS



#### TE197SB1

Galvanised shackle bolt and nylock nut  
M16 x 90mm

#### TE197SB3

Shackle bolt and nylock nut  
1/2" UNC x 3 1/2"

Note: Spring specifications are subject to change without prior notification.

## U-BOLT KITS

U-bolts are a critical component. CM supply only quality U Bolts sourced from ISO 9001 accredited Australasian manufacturers. CM have a wide range of quality galvanised U-bolts and medium tensile grade 350 fish plates supplied in kits or as loose parts



### KITS CONSIST OF:

4 x U-bolts

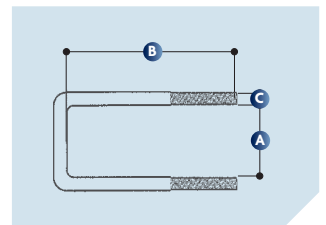
2 x Fish Plates

8 x Nyloc Nuts

**NOTE:** All U-bolts must be retightened after the first 100km of use. Do not lubricate threads when torquing/tightening up at assembly or retightening

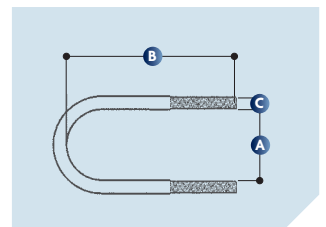
### SQUARE U-BOLT

KIT PART NO	SINGLE U-BOLT	TYPE	A	B	C
TE7UBK01	TE7UB01	Square	51mm	57mm	12mm
TE7UBK05	TE7UB05	Square	51mm	100mm	12mm
TE7UBK06	TE7UB06	Square	51mm	114mm	12mm
TE7UBK08	TE7UB08	Square	51mm	127mm	12mm
TE7UBK09	TE7UB09	Square	51mm	140mm	12mm
TE7UBK16	TE7UB16	Square	65mm	115mm	12mm
TE7UBK17	TE7UB17	Square	65mm	130mm	12mm
TE7UBK18	TE7UB18	Square	65mm	152mm	12mm
TE7UBK19	TE7UB19	Square	65mm	180mm	12mm
TE7UBK22	TE7UB22	Square	75mm	120mm	12mm
TE7UBK24	TE7UB24	Square	75mm	150mm	12mm
TE7UBK25	TE7UB25	Square	75mm	190mm	14mm - not Nyloc nuts



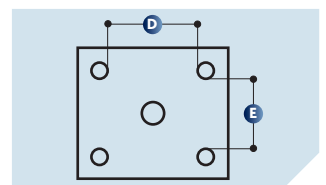
### ROUND U-BOLT

KIT PART NO	SINGLE U-BOLT	TYPE	A	B	C
TE7UBK26	TE7UB26	Round	51mm	114mm	12mm
TE7UBK27	TE7UB27	Round	51mm	127mm	12mm
TE7UBK28	TE7UB28	Round	51mm	140mm	12mm
TE7UBK36	TE7UB36	Round	65mm	140mm	12mm
TE7UBK39	TE7UB39	Round	65mm	178mm	12mm



### FISH PLATES

PART NO	D	E
590418D	50mm	50mm
TE7UBBP63	50mm	65mm
TE7UBBP50-75	50mm	78mm
TE7UBBP60-75	60mm	75mm




Note: Spring specifications are subject to change without prior notification.

## TORSION ARM SUSPENSION HALF AXLE SETS


CM's new design of rubber torsion arm suspensions are packed full of features and the new splined trailing arms make ride height simple and easy to adjust. A first for New Zealand.

Their design makes them ideal for use in a variety of applications, particularly where a low deck height is required such as caravans, car transporters, horse floats, boat trailers and domestic trailers. As a suspension system they are easy to install as they are completely self-contained.

The combination of inner and outer alignment bushings delivers a plush ride and holds superior wheel camber and toe-in.



ALIGNMENT BUSHINGS



ADJUSTABLE  
Sliding inner bracket

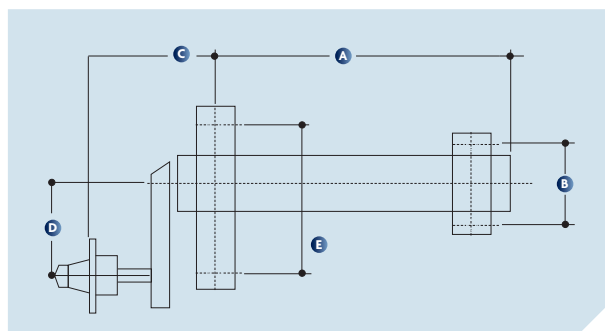

RIDE HEIGHT  
Ride height can be simply adjusted

BRAKE MOUNTING BRACKETS

TRAILING ARM  
Removable & adjustable trailing arm

### FEATURES & SPECIFICATIONS:

- Galvanised body, zinc plated inner and trailing arm
- Available in 1000kg, 1500kg & 2000kg sets
- Splined Trailing Arm, which allows for 6° incremental ride height adjustments
- Removable Trailing Arm means replacement can be made easily
- A combination of inner and outer alignment bushings maintains superior wheel camber and toe in
- Floating inner bracket for variable mounting positions
- Manufacturers recommendations are a derating of 10% on tandem axles and 15% for triple axles
- PLEASE NOTE: All brake & hub sets sold separately



PART NO	CAPACITY PER PAIR	A	B	C	D	E	MOUNT HOLE DIAMETER
TE7TA1000*	1000kg	350mm	140mm	220mm	115mm	230mm	12mm
TE7TA1500*	1500kg	420mm	140mm	220mm	115mm	230mm	12mm
TE7TA2000*	2000kg	470mm	160mm	235mm	115mm	230mm	12mm

**\*NOTE: These suspensions cannot be supplied without either hub & stub kit or brake kit. Please ensure these kits are included with all suspension orders.**

## GENERAL ON-ROAD



PART NO	RIM DIA. x W	RIM TYPE	TYRE	PLY RATING	TYRE DIA.	TYRE WIDTH	CAP.	STUDDING
TE18W9637	13" x 5.5"	Steel-Galv'd	195-50R13C	8	525mm	195mm	850kg	4.50" x 5
TE18W9634	13" x 5"	Steel-Galv'd	165-13C	8	590mm	165mm	670kg	4.50" x 5
TE18W9643	14" x 6"	Steel-Galv'd	185R14	8	649mm	188mm	850kg	4.50" x 5
TE18W9644	14" x 6"	Steel-Galv'd	195-60R14	8	590mm	195mm	850kg	4.50" x 5
TE18W9654	15" x 6"	Steel-Galv'd	195R15C	8	720mm	195mm	950kg	4.50" x 5
TE18W9656	15" x 7"	Steel-Galv'd	225-70R15C	8	695mm	225mm	1125kg	5.50" x 6
TE18W9660	16" x 6"	Steel-Galv'd*	215/75R16	10	710mm	228mm	1250kg	5.50" x 6

## JET SKI



PART NO	RIM DIA. x W	TYRE	PLY RATING	TYRE DIA.	TYRE WIDTH	CAPACITY	STUDDING
TE18W9510	8" x 5.375"	16.5 x 6.5-8	6	410mm	165mm	360kg	4" x 4
TE18W9532	8" x 7"	18.5 x 8.5-8	6	18.5" 470mm	8.5" 214mm	425kg	4" x 4

## ATV



PART NO	RIM DIA. x W	TYRE	PLY RATING	TYRE DIA.	TYRE WIDTH	CAPACITY	STUDDING
TE18WATV8	8" x 7"	22 x 11-8	4	22" 545mm	10" 258mm	160kg @ 30km/h	4" x 4
TE18W9468G*	8" x 7"	22 x 11-8	4	22" 545mm	10" 258mm	160kg @ 30km/h	Integral 25mm Bearings
TE18WATV9*	9" x 9"	25 x 12-9	4	25" 620mm	12" 300mm	185kg @ 30km/h	4" x 4

\*To order only

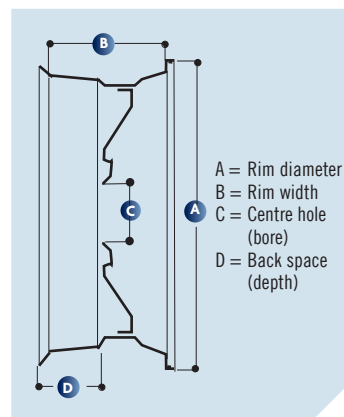
## AGRICULTURAL



PART NO	RIM DIA. x W	TYRE	PLY RATING	TYRE DIA.	TYRE WIDTH	CAPACITY	STUDDING
TE18W10.0/8012*	12" x 7"	10.0/ 80-12	10	710mm	264mm	1400kg @ 40km/h	140mm x 5
TE18W11.5/80-15.3*	15.3" x 9"	11.5/ 80-15.3	12	850mm	293mm	2120kg @ 40km/h	205mm x 6

\*To order only

## GALVANISED STEEL WHEELS

SPOKE WHEELS  
12" to 16"ATV TRAILER  
WHEELSWHEEL WITH  
25mm INTEGRAL  
BEARINGS

■ For increased strength and durability, CM's 13" and 14" spoke wheels all have 5mm thick centres. 15" & 16" have 6mm thick centres. This is heavier than the industry standard.

PART NO	DIAMETER (A)	WIDTH (B)	C	D	CARRYING CAPACITY EACH	NO OF SPOKES	PCD	D.O.T. APPROVED
TE18W9540*	8"	5.375"			360kg		4 x 4"	Yes
TE18W9352G*	9"	9"			400kg	N/A	4 x 4"	Yes
TE18W9432*	8"	2.50"			500kg	N/A	Integral 25mm bearings	Yes
TE18W9442*	8"	3.75"						
TE18W9452*	8"	5.50"						
TE18W9462G*	8"	7"						
TE18R12*	12"	4"	71mm	60mm	466kg	8	4 x 4"	Yes
TE18R13	13" ■	5"	84mm	80mm	815kg	8	5 x 4.50"	Yes
TE18R1355	13" ■	5.50"	84mm	80mm	850kg	8	5 x 4.50"	Yes
TE18R14	14" ■	6"	84mm	100mm	860kg	8	5 x 4.50"	Yes
TE18R15-5	15" ■	6"	84mm	90mm	1180kg	8	5 x 4.50"	Yes
TE18R15-6	15" ■	7"	110mm	110mm	1180kg	8	6 x 5.50"	Yes
TE18R16-6	16" ■	6"	110mm	90mm	1700kg	8	6 x 5.50"	Yes

\*To order only

## STUB AXLE

PART NO	AXLE DIAMETER	BEARINGS	SEAL
TE18W9856	1 1/4" (31.75mm)	TE190189-17 6205 (25mm)	TE190141

For use with wheels with integral bearings.



## TYRES

PART NO	TYRE DIA.	SIZE	PLY RATING	CAPACITY
TE1918T13-195-8P	13"	195/50R13C	8	900kg
TE1918T14-185-8P	14"	185R14C	8	850kg
TE1918T14-195-60	14"	195-60 R14	8	850kg
TE1918T15-225-8	15"	225/70R 15C	8	1120kg
TE1918T16-245-10	16"	215/75 R16	10	1250kg

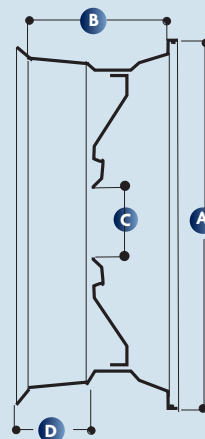
## TYRE LOADING:

All trailer tyres must be marked with their load-carrying capacities. When fitted to single-axle trailers, the capacities of the two tyres are added together and must be at least equal to the gross laden weight of the trailer. When fitted in tandem and there is no equalising or load-sharing suspension, tyre capacities must be reduced by 25% and the combined capacities of the four tyres must be at least equal to the Gross Laden Weight (GLW) of the trailer.



## ALLOY TYRE ASSEMBLIES

PART NO	RIM DIA. x W	RIM TYPE	TYRE	PLY RATING	TYRE DIA.	TYRE WIDTH	CAPACITY	STUDDING
<b>TE18W9646</b>	14" x 6"	Alloy	185R14	8	649mm	188mm	850kg	4.50" x 5
<b>TE18W9650</b>	14" x 6"	Alloy	185R14	8	649mm	188mm	850kg	4.50" x 5
<b>TE18W9650LP</b>	14" x 6"	Alloy	195-60 R14	8	590mm	195mm	850kg	4.50" x 5

**TE18W9646****TE18W9650**

A = Rim diameter  
 B = Rim width  
 C = Centre hole (bore)  
 D = Back space (depth)

## ALLOY WHEELS

**TE18RA14**  
**14" X 6"**

Supplied with chromed plastic centre cap and 1/2" UNF capped wheel nuts. Wheel & tyre assy part no: TE18W9646.

**TE18RAF14**  
**14" X 6"**

Supplied with chromed plastic pop-in centre cap and 1/2" UNF capped wheel nuts. Wheel & tyre assy part no: TE18W9650.

PART NO	DIAMETER (A)	WIDTH (B)	C	D	CARRYING CAPACITY EACH	No. OF SPOKES	PCD	D.O.T. APPROVED
<b>TE18RA14</b>	14"	6"	67mm	85mm	1000kg	5	5 x 4.50"	Yes
<b>TE18RAF14</b>	14"	6"	83.82mm	90mm	1000kg	5	5 x 4.50"	Yes

## SPARE WHEEL MOUNT

### TE18W1532

Spare wheel mount that fits most 4 and 5 stud wheel stud patterns including:

**4 Stud:** Cortina, Toyota 4.50" PCD, 110mm PCD

**5 Stud:** HT, Falcon, HQ, Commodore, 110mm PCD



### TE1918UB1

Sold with wheel mount  
102mm wide x  
130mm long x  
M12

Brass padlock and u-bolt included

Fully adjustable mounting

Galvanised steel construction

3 position mounting: drawbar, winch post or side frame

Easy and simple installation

## MUD FLAPS

### 652019

#### BLACK

220mm (w) x 230mm (h)



## TOP TIP

### WIDTH OF TRAILERS

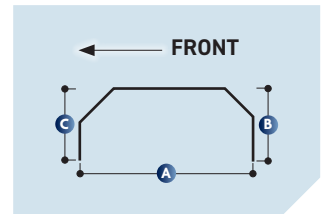
The maximum width allowed for light trailers is 2550mm.

This is taken over the widest point which is normally the mudguards.

It also includes such items as guide poles on boat trailers

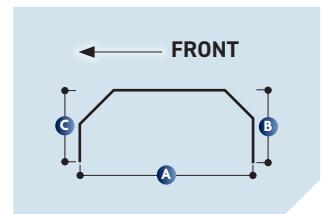
Marker lights are required if the trailer is over 2 metres wide.

## PRESS-FORMED GUARDS



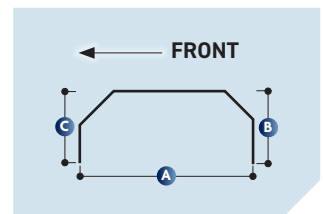
PART NO	TYRE SIZE	THICKNESS	A	B	C	WIDTH	FINISH
TE11MGS5	10"	1.6mm	545mm	280mm	280mm	220mm	Zintec Plated
TE11MGS2	13" - 14"	2.0mm	770mm	400mm	340mm	215mm	Zintec Plated

## HEAVY DUTY - 3MM THICK



PART NO	TYRE SIZE	THICKNESS	A	B	C	WIDTH	FINISH
TE11MGSHD	13" - 14"	3mm	795mm	380mm	325mm	230mm	Zintec Plated

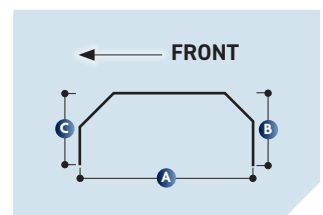
## ROLL-FORMED GUARDS



PART NO	TYRE SIZE	THICKNESS	A	B	C	WIDTH	FINISH
TE11MGS3	13" - 14"	1.6mm	760mm	360mm	360mm	230mm	Galvanised
TE11MGS16*	13" - 14"	1.6mm	740mm	405mm	405mm	200mm	Bare metal
TE11MGS13S*	13" 195-50	1.6mm	600mm	370mm	360mm	230mm	Galvanised

\*To order only

## ALUMINIUM PROPELLER PLATE



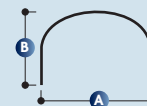
PART NO	TYRE SIZE	THICKNESS	A	B	C	WIDTH	FINISH
TE11MGS10*	13" - 14"	1.6mm	740mm	360mm	360mm	230mm	Aluminium

\*To order only

## ROLL-FORMED GUARDS


**\*TE11 MGS7RS**  
**SQUARE INNER EDGE**

TE11MGS7RS has a roll-formed square rear edge, ideal to butt up and weld to trailer body for a tidier finish.



PART NO	TYRE SIZE	THICKNESS	A	B	WIDTH	FINISH
TE11MGS12*	8" Jet Ski / 18.5x8.5x8	1.6mm	560mm	290mm	215mm	Galvanised
TE11MGS9*	ATV / 22x11x8	1.6mm	600mm	330mm	280mm	Galvanised
TE11MGS6*	10" - 12"	1.6mm	560mm	300mm	200mm	Galvanised
TE11MGS7*	13" - 14"	1.6mm	740mm	395mm	230mm	Galvanised
TE11MGS17*	13" - 14"	1.6mm	740mm	380mm	200mm	Bare metal
TE11MGS13R*	13" 195-50	1.6mm	600mm	375mm	230mm	Galvanised
*TE11MGS7RS*	13" - 14"	1.6mm	740mm	395mm	230mm	Galvanised
TE11MGS15*	15"	1.6mm	755mm	395mm	250mm	Galvanised

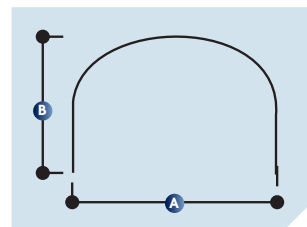
\*To order only

## ALUMINIUM PROPELLER PLATE PRESS FORMED GUARD



PART NO	TYRE SIZE	THICKNESS	A	B	WIDTH	FINISH
TE11MGS11*	13" - 14"	1.6mm	740mm	390mm	230mm	Aluminium

\*To order only



## POLYETHYLENE

**HEAVY DUTY!**

Wasson brand

Virtually unbreakable

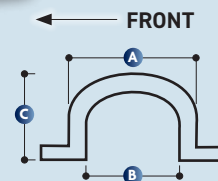
Inbuilt step treads

Easily cut to suit tandem applications

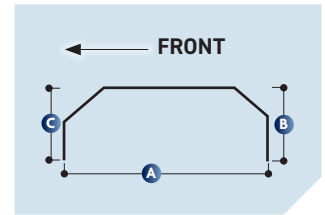
Corrosion and rust-proof



PART NO	TYRE SIZE	A	B	C	WIDTH	FINISH
TE11MGSP12S	10" - 12"	570mm	520mm	240mm	190mm	Silver
TE11MGSP13S	13" - 14"	670mm	570mm	300mm	220mm	Silver
TE11MGSP14S	14" - 15"	770mm	660mm	340mm	240mm	Silver

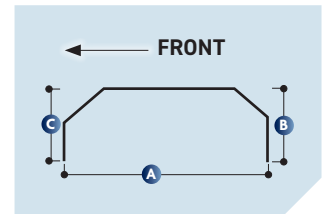


## PRESS-FORMED GUARDS



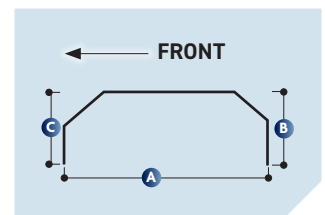
PART NO	TYRE SIZE	THICKNESS	A	B	C	WIDTH	FINISH
TE11MGT2	13" - 14"	2.0mm	1580mm	380mm	320mm	215mm	Zintec

## HEAVY DUTY – 3MM THICK



PART NO	TYRE SIZE	THICKNESS	A	B	C	WIDTH	FINISH
TE11MGTHD	13" - 14"	3mm	1580mm	380mm	325mm	230mm	Zintec

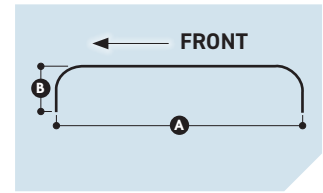
## ALUMINIUM PROPELLER PLATES



PART NO	TYRE SIZE	THICKNESS	A	B	C	WIDTH	FINISH
TE11MGT20*	13" - 14"	3mm	1500mm	360mm	360mm	230mm	Aluminium

\*To order only

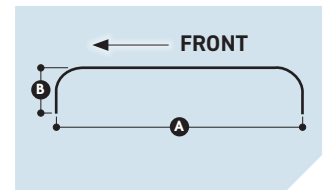
## ROLL-FORMED ROUND GUARDS



PART NO	TYRE SIZE	THICKNESS	A	B	WIDTH	FINISH
TE11MGT6*	8" Jetski 18.5 x 8.5 x 8	1.6mm	1100mm	270mm	215mm	Galvanised
TE11MGT13*	13" 195-50	1.6mm	1440mm	400mm	250mm	Galvanised
TE11MGT5*	13" - 14"	1.6mm	1500mm	400mm	230mm	Galvanised
TE11MGT7*	13" - 14"	1.6mm	1500mm	400mm	280mm	Galvanised
TE11MGT15*	15"	1.6mm	1600mm	400mm	250mm	Galvanised

\*To order only

## ALUMINIUM PROPELLER PLATE



PART NO	TYRE SIZE	THICKNESS	A	B	WIDTH	FINISH
TE11MGT21*	13" - 14"	3mm	1500mm	360mm	230mm	Aluminium

\*To order only

## UTE MUDGUARDS

Made from tough and durable polyethylene. Ideal for utilities and flat-deck trailers. Easy to fit.

### TE11MFUTES SMALL

420mm high x 270mm wide

### TE11MFUTEL LARGE

510mm high x 300mm wide



CM Trailer Parts offers a comprehensive range of single and tandem axle trailer kits to suit a wide range of applications. These are our standard trailer kits.

For further information, please contact our customer service team.

## SINGLE AXLE KITS

### TEKS750

#### Single Axle Kit 750kg Non Braked

Includes: Lever Coupling, Safety Chain, 1500kg Hub & Stub set, 750kg Springs, UBolt kit, 13" Wheels and tyres, Mudguards, LED Tail Light Kit

### TEKS1000

#### Single Axle Kit

##### 1000kg Non Braked

Includes: Lever Coupling, Safety Chain, 1500kg Hub & Stub set, 1000kg Springs, UBolt kit, 13" Wheels and tyres, Mudguards, LED Tail Light Kit

### TEKS1250

#### Single Axle Kit

##### 1250kg Non Braked

Consisting of: Lever Coupling, Safety Chain, 1500kg Hub & Stub set, 1250kg Springs, UBolt kit, 13" Wheels and tyres, Mudguards, LED Tail Light Kit

### TEKS1500

#### Single Axle Kit

##### 1500kg Non Braked

Consisting of: Lever Coupling, Safety Chain, 1500kg Hub & Stub set, 1500kg Springs, UBolt kit, 14" Wheels and tyres, Mudguards, LED Tail Light Kit

### TEKS1750

#### Single Axle Kit

##### 1750kg Non Braked

Includes: Lever Coupling, Safety Chain, 1750kg Hub & Stub set, 1750kg Springs, UBolt kit, 14" Wheels and tyres, Mudguards, LED Tail Light Kit



### TEKS1500HB-14

#### Single Axle Kit

##### 1500kg Disc Braked

Includes: Override Coupling, Jockey Wheel, Safety Chain, 1500kg Disc Brakes, Hose Kit, Bundy Tubing, 1500kg Springs, UBolt kit, 14" Wheels & tyres, Mudguards, LED Tail Light Kit, Marker Lamps

### TEKS1500EB-14

#### Single Axle Kit

##### 1500kg Electric Braked

Includes: Lever Coupling, Jockey Wheel, Safety Chain, Brake Controller, 1500kg Electric Drum Brakes, 1500kg Springs, UBolt kit, 14" Wheels and tyres, Mudguards, LED Tail Light Kit, Marker Lamps

### TEKJETSKI

#### Single Axle Jet Ski

Includes: Lever coupling, 1000kg Hub & Stub set, 18.5x8.5x8" Jet Ski wheel and tyre

### TEKATV

#### Single Axle Agricultural ATV

Includes: Press steel coupling, 1000kg Hub & Stub set, 22x11x8" ATV flotation wheel and tyre

### TEKATV2

#### Single Axle Agricultural ATV

Includes: Cast Lever coupling, 1000kg Hub & Stub set, 22x11x8" ATV flotation wheel and tyre

### TEKATV3

#### Single Axle Agricultural ATV

Includes: Fabricated Steel coupling, 1000kg Hub & Stub set, 22x11x8" ATV flotation wheel and tyre

## TANDEM AXLE KITS

**TEKT1500****Tandem Axle Kit****1500kg Non Braked**

Includes: Lever Coupling, Jockey Wheel, Safety Chain, 1500kg Hub & Stub sets, 1500kg Rocker Equaliser Springs, UBolt kit, 13" Wheels and tyres, Mudguards, LED Tail Light Kit, Marker Lamps

**TEKT2000****Tandem Axle Kit****2000kg Non Braked**

Includes: Lever Coupling, Jockey Wheel, Safety Chain, 1500kg Hub & Stub sets, 2000kg Rocker Equaliser Springs, UBolt kit, 13" Wheels and tyres, Mudguards, LED Tail Light Kit, Marker Lamps

**TEKT2000HB****Tandem Axle Kit****2000kg Hydraulic Disc Braked**

Includes: Override Coupling, Jockey Wheel, Safety Chain, 1500kg Disc Brakes, 1500kg Hub & Stub set, Hose Kit, Bundy Tubing, 2000kg Rocker Equaliser Springs, UBolt kit, 13" Wheels and tyres, Mudguards, LED Tail Light Kit, Marker Lamps

**TEKT2500HB****Tandem Axle Kit****2500kg Hydraulic Disc Braked**

Includes: Override Coupling, Jockey Wheel, Safety Chain, 1500kg Disc Brakes, 1500kg Hub & Stub set, Hose Kit, Bundy Tubing, 2500kg Rocker Equaliser Springs, UBolt kit, 13" Wheels and tyres, Mudguards, LED Tail Light Kit, Marker Lamps

**TEKT2500HB-14****Tandem Axle Kit****2500kg Hydraulic Disc Braked**

Includes: Override Coupling, Jockey Wheel, Safety Chain, 1500kg Disc Brakes, 1500kg Hub & Stub set, Hose Kit, Bundy Tubing, 2500kg Rocker Equaliser Springs, UBolt kit, 14" Wheels and tyres, Mudguards, LED Tail Light Kit, Marker Lamps

**TEKT2000EB****Tandem Axle Kit****2000kg Electric Drum Braked**

Includes: Lever Coupling, Jockey Wheel, Safety Chain, Brake Controller, 1500kg Electric Drum Brakes, 1500kg Hub & Stub set,

2000kg Rocker Equaliser Springs, UBolt kit, 13" Wheels and tyres, Mudguards, LED Tail Light Kit, Marker Lamps

**TEKT2500EB****Tandem Axle Kit****2500kg Electric Drum Braked**

Includes: Lever Coupling, Jockey Wheel, Safety Chain, Brake Controller, 1500kg Electric Drum Brakes, 1500kg Hub & Stub set, 2500kg Rocker Equaliser Springs, UBolt kit, 13" Wheels and tyres, Mudguards, LED Tail Light Kit, Marker Lamps

**TEKT2500EB-14****Tandem Axle Kit****2500kg Electric Drum Braked**

Includes: Lever Coupling, Jockey Wheel, Safety Chain, Brake Controller, 1500kg Electric Drum Brakes, 1500kg Hub & Stub set, 2500kg Rocker Equaliser Springs, UBolt kit, 14" Wheels and tyres, Mudguards, LED Tail Light Kit, Marker Lamps

## HYDRAULIC TIPPING KITS

CM hydraulic tipping hoists are supplied with high quality motor, pump & hoist, available in three ram stroke lengths to suit a wide variety of trailer deck lengths. The ram design incorporates a centre trunnion which requires less structural engineering work and delivers improved lift capability. Weld or bolt-on spherical cylinder cap.

**PLEASE CONTACT OUR SALES TEAM FOR TECHNICAL SUPPORT AND DESIGN CALCULATOR SPREADSHEETS**

### KITS INCLUDE:

12v DC electric power pack

3mtr pendant remote controller

Thermal overload

10-litre oil tank

Single acting centre trunnion ram

Power up – gravity down

Flow control valve to govern lowering speed

Hose and fittings

Hose burst safety shut-off valve

Hinges

Deckpads

Battery cables



Wireless remote available  
TE1910RCA2B3L3MB

PART NO	STROKE LENGTH (MM)	STAGES	THERMAL OVERLOAD	MANUAL LOWERING VALVE
TE10HK6	800	4	Yes	Yes
TE10HK7	1000	6	Yes	Yes
TE10HK8	1250	6	Yes	Yes

## HYDRAULIC POWER PACKS &amp; PARTS

## INCLUDES:

12v DC electric power pack  
 3mtr Pendant remote controller  
 Optional thermal overload  
 Flow control valve  
 10 litre oil tank



PART NO	THERMAL OVERLOAD	SAFETY LOWERING VALVE
TE1910PPGOLD	Yes	Yes

## WIRELESS REMOTE CONTROL KIT 12V

## TE10RCA2B


Remote control and receiver set.  
 Can be fitted from new or retrofitted later.



## REAR DECK HINGE - WELD ON

## TE1910DH

One pair left & right hand.




## TIPPER DECK PADS

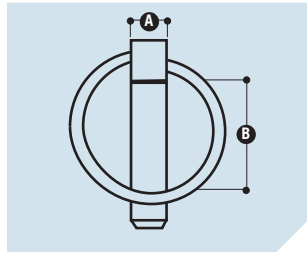
## TE1910RDP

Solid rubber deck pads with mild steel backing for welding direct to chassis.

Sold as one pair.

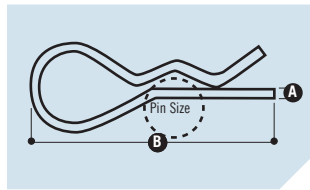



## LINCH PINS



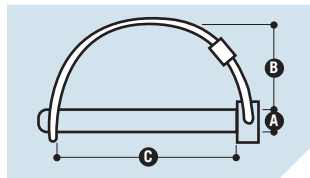
PART NO	PIN SIZE A	B	BLISTER PACK (QUANTITY = 2)
TE12AG49	4.5mm	33mm	
TE12AG1	6mm	35mm	TE12AG1P
TE12AG2	8mm	37mm	TE12AG2P
TE12AG4	9.5mm	43mm	TE12AG4P
TE12AG3	11mm	36mm	TE12AG3P
TE12AG3J	11mm	60mm	

## GRIP CLIPS



PART NO	A	PIN SIZE	B	BLISTER PACK (QTY: 2)
TE12AG5	2mm	6-11mm	35mm	TE12AG52P
TE12AG5.5	2.5mm	8-12mm	50mm	
TE12AG6	3mm	10-18mm	67mm	TE12AG62P
TE12AG7	4mm	12-22mm	76mm	TE12AG72P
TE12AG8	5mm	16-27mm	110mm	TE12AG82P
TE12AG9	6mm	19-32mm	130mm	TE12AG92P
TE12AG10	7mm	25-38mm	160mm	

## SHAFT LOCKING PINS



PART NO	A	B	C	BLISTER PACK (QUANTITY = 1)
TE12P271	6mm	49mm	55mm	TE12P271P
TE12P266	8mm	36mm	55mm	TE12P266P
TE12P273	9.5mm	36mm	60mm	TE12P273P
TE12P272	11mm	59mm	90mm	

## D SHACKLES (GALV)

Measured by  
pin diameter



PART NO	PIN DIAMETER	BLISTER PACK (QUANTITY = 2)
TE12AG40	4.5mm	TE12AG40P
TE12AG41	6mm	TE12AG41P
TE12AG42	8mm	TE12AG42P
TE12AG43	9.5mm	TE12AG43P
TE12AG44	12mm	
TE12AG45	16mm	
TE12AG46	19mm	
TE12AG47	22mm	

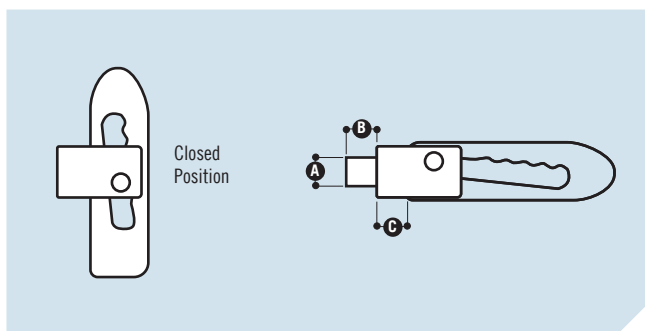
## WIRE ROPE CLAMPS



PART NO	ROPE SIZE
TE12AG51	4.5mm
TE12AG52	6mm
TE12AG53	8mm
TE12AG54	9.5mm
TE12AG55	11mm

## ANTI-LUCE FASTENERS

PART NO	A	B	C
TE12F3274	8mm	10mm	6mm
TE12F3285	M8	21mm	6mm
TE12F3284	M8	38mm	6mm
TE12F3232	12mm	13mm	6mm
TE12F3275-P	12mm	54mm	6mm
TE12F3275-1	M12	25mm	6mm
TE12F3275-5	M12	54mm	6mm
TE12F3275-3	M12	75mm	6mm




TE12F3274



TE12F3275-P



TE12F3290-1



TE12F3285



TE12F3275-1



TE12F3284

STAINLESS STEEL




TE12F3275-5




TE12F3290-2

(Sold per pair) Angled Offset




TE12F3232



TE12F3275-3



## EYE PLATES



PART NO	A	B
TE12F3320	40mm	75mm
TE12F3321	40mm	150mm

## WELD-ON TAILGATE LATCH SET

TE12F3360


Handle is zinc plated



## WELD-ON GUDGEONS


### TE12H3314

1/2"



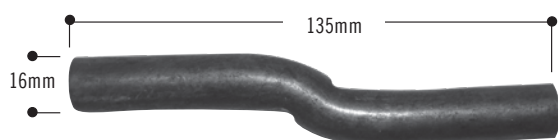
### TE12H3312

12mm



### TE12H3316


16mm



## BOLT-ON GUDGEON 12MM

### TE12H3313

Zinc-plated finish.



## WELD-ON LIFT-OFF HINGE

Anti-seize design. Grease nipple\*.  
Brass pin and washer\*.



\*Only available on TE12H095 & TE12H097

PART NO	OVERALL LENGTH	PIN DIAMETER	MATERIAL
TE12H093	60mm	6mm	Steel
TE12H096	80mm	8mm	Aluminium
TE12H095	100mm	10mm	Steel
TE12H097	100mm	10mm	Aluminium

## TAILBOARD HINGE STRAP

Cold formed steel hinge straps.



PART NO	PIN DIA.	LENGTH	WIDTH	THICK
TE12H3317-03	12mm	75mm	40mm	5mm
TE12H3317-08	12mm	200mm	40mm	5mm
TE12H3317-12	12mm	305mm	40mm	5mm
TE12H3318-03	16mm	75mm	50mm	6mm
TE12H3318-12	16mm	305mm	50mm	6mm
TE12H3318-18	16mm	457mm	50mm	6mm

## REAR DOOR / CONTAINER HINGES



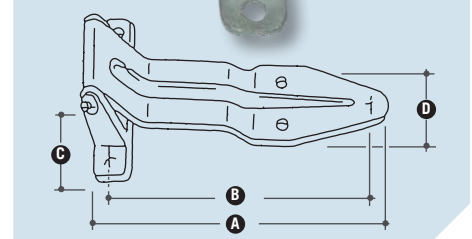
**TE12H100-45**



**TE12H069**

PART NO	A	B	C	D
<b>TE12H069*</b>	215mm	180mm	45mm	68mm
<b>TE12H100-45*</b>	310mm	280mm	37mm	90mm

\*To order only



## HEAVY DUTY DOOR HINGE

**TE12H091\***

Heavy duty door hinge.


A heavy door hinge meets DIN TE71412.

Opens to 250°.

6mm hardened steel pin with grease nipple fitted.

Made from bright 6mm steel with polished interlinks.

\*To order only




## RECESSED FLUSH LOCK

**TE12L6651 STAINLESS STEEL**

Available in Stainless Steel grade 316, bright polished or mild steel with a black painted finish.

Includes removable interior knob. Locking type, keyed alike. Supplied with gasket.




TE12L6651 pictured

## "DROP-T" FLUSH LOCK

**TE12L6661 FRONT FIXING** (pictured)

The dish is Stainless Steel grade 316, bright polished. T-Handle is die cast and chrome plated. The Drop-T provides a very rugged, fully flush fitting lock system.

Locking type, keyed alike. Incorporates rod lock mechanism. (Use rod and guide Part No TE12L785. Sold separately – see rod lock assemblies on page 85)



TE12L6661 pictured

## DOOR COMPRESSION FLUSH LOCK

Locking type


Keyed alike

Dust seal

Adjustable screw

Available in Black or  
Chrome Plated

2 sizes available




PART NO	A	B	FINISH
<b>TE12L2400B</b>	35mm	80mm	Black - Satin
<b>TE12L2400C</b>	35mm	80mm	Chrome Plated
<b>TE12L2420B</b>	50mm	104mm	Black - Satin
<b>TE12L2420C</b>	50mm	104mm	Chrome Plated

## MINI DOOR LOCK SET

### TE12LB600

Ideal for smaller container doors.  
Uses 22mm dia. pipe (not included).  
Finished in electro zinc plating.



## ROD LOCK ASSEMBLIES

### TE12L770-2 (2 WAY)

### TE12L770-3 (3 WAY)

### TE12L785

Operated by a T key or suitable outside handle with 8mm square spindle. Zinc plated mild steel. Rods are 10mm x 1000mm long: centre of pivot to end. Throw of rods = 35mm.



## PLASTIC MOULDED HANDLE

### TE12M60

A clever design, moulded in black polypropylene with integral snap-shut sections to conceal fixing holes. Under proof test conditions these handles withstood loads of over 250kg before serious deformation.



## RUBBER DOOR HOLDERS

**TE12F666**

**TE12F666P (BLISTER PACK)**

This simple rubber door holder is positive in operation and combines the function of door buffer and door holder. The female part is moulded in black rubber with a plated steel discbonded into the base.

The male part is moulded in black polypropylene suitable for all temperatures to -32°C.

Female = 40mm dia. x 32mm long. Male = 25mm dia. x 28mm long.



## NYLON DOOR HOLDERS

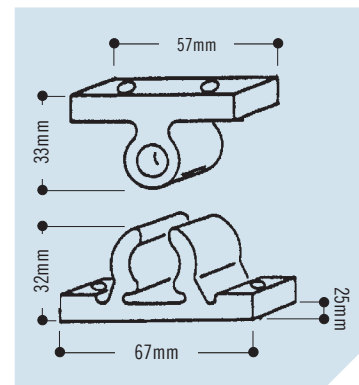
**TE12F555**

**TE12F555P (BLISTER PACK)**

All nylon, adjustable door retainer.

Adjustment of the screw to increase or decrease the holding pressure, this retainer will hold the heaviest of doors.

Made from a special nylon machine tested through a million plus closures without wear or damage.



## PLASTIC WOF HOLDER

**TE12WOF105-10 (10 PACK)**

**TE12WOF105-10P (BLISTER PACK)**



## PLASTIC WOF / REGISTRATION HOLDER

**TE12WOR-10 (10 PACK)**

**TE12WOR-10P (BLISTER PACK)**



## SPRING BOLTS

CM stock a comprehensive range of Spring Bolts, used to hold small drawers shut through to the jumbo 19mm used on cattle yard gates, heavy transport applications etc. Low profile, suitable for fixing to timber, aluminium or steel.

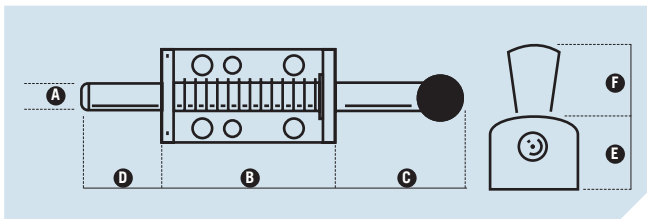
TE12F871 - 19mm



TE12F835 - 9.5mm



TE12F837 - 12mm



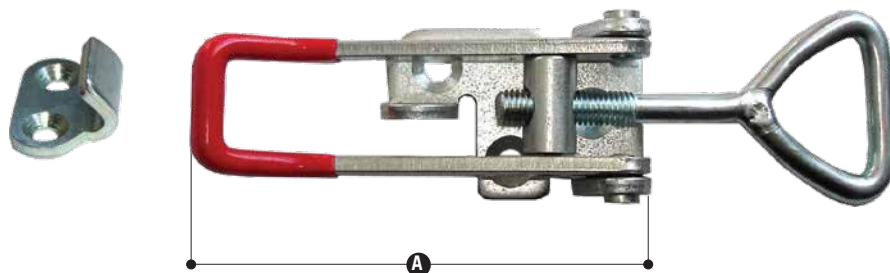
PART NO	A	B	C	D	E	F	MATERIAL	ZINC PLT.
TE12F835	9.90mm	62mm	41mm	27mm	23mm	43mm	Mild steel	YES
TE12F837	12mm	75mm	42mm	35mm	35mm	22mm	Mild steel	YES
TE12F840S	12mm	72mm	40mm	40mm	33mm	27mm	Stainless	NO
TE12F841	12mm	114mm	26mm	77mm	36mm	62mm	Mild steel	YES
TE12F863	16mm	101mm	40mm	47mm	42mm	60mm	Mild steel	YES
TE12F871	19mm	127mm	29mm	95mm	55mm	72mm	Mild steel	YES

## SOLID STEEL OVER CENTRE CATCH

Lockable.

Supplied with striker plate. Lockable.

Supplied with striker plate.



PART NO	A	FINISH	BLISTER PACK (QUANTITY = 1)
<b>TE12L9110</b>	55mm	Zinc Plated Steel	<b>TE12L9110P</b>
<b>TE12L9115</b>	70mm	Zinc Plated Steel	<b>TE12L9115P</b>
<b>TE12L9120</b>	100mm	Zinc Plated Steel	<b>TE12L9120P</b>
<b>TE12L9120S</b>	100mm	Stainless Steel	<b>TE12L9120SP</b>

## HEAVY DUTY OVER CENTRE CATCH



### TE12L9162

Ideal for use on horse float doors.

Adjustable.

Zinc electroplated.

Weld on.



## RUBBER BONNET CATCHES

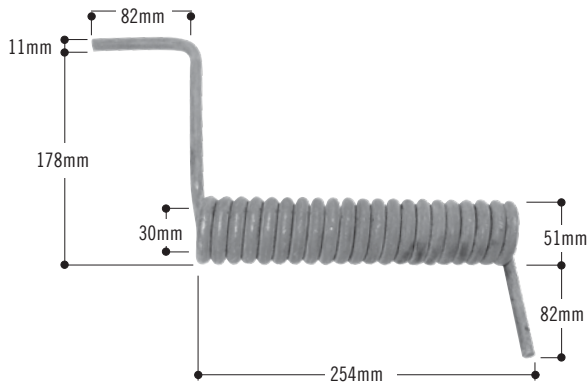
PART NO	OVERALL LENGTH	BLISTER PACK PART NO	QTY PER PACK
<b>TE12S11068</b>	65mm	TE12S11068P	1
<b>TE12S8385</b>	130mm	TE12S8385P	1



## TAIL DOOR SKIP SPRINGS

### TE12S01

The spring rate is 3060 lb/inch and a work load of 110lbs is required to move the leg through 90°.

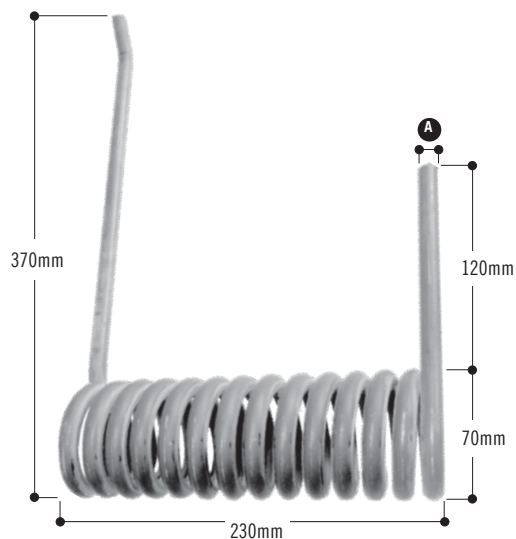


### TE12S03LZ/RZ

This skip spring is 12mm in diameter.

It is suitable for horse float doors.

Available left and right handed (Left hand pictured).



PART NO	LEFT/RIGHT	DIAMETER A	FINISH
TE12S03LZ	Left (Pictured)	12mm	Zinc
TE12S03RZ	Right	12mm	Zinc

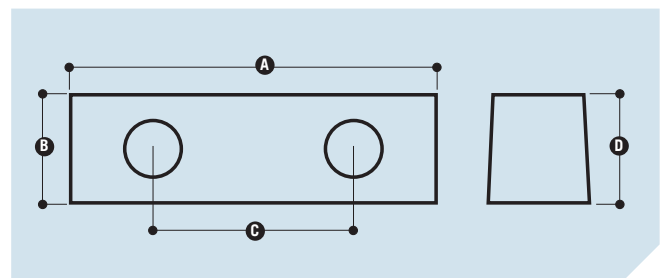
## RUBBER BUFFERS



TE12R2500



TE12R2503



PART NO	A	B	C	D
TE12R2500	125mm	41mm	65mm	42mm
TE12R2503	200mm	52mm	103mm	51mm

## HORSE FLOAT TAIL DOOR SPRING

### TE12S02


Ideal spring for horsefloat tail doors.

Wire diameter 6.35mm.

Overall length 690mm x 45mm dia.



## ROPE HOOKS



PART NO	MATERIAL	ROPE SIZE	A	B	BLISTER PACK (QUANTITY = 5)
TE12FHM0X	Black Plastic	6.5mm max	25mm	25mm	TE12FHM0XP
TE12FHM1	Die Cast Alum.	7.5mm max	28mm	22mm	TE12FHM1P
TE12FHM2	Die Cast Alum.	11.5mm max	35mm	27mm	TE12FHM2P

## LASHING RINGS

### TE12LR02

Recessed lashing ring.

Ideal for plant fitting to wall or floor.

Bolt fixes through the steel support plate.

There is a rubber plug to cushion ring and prevent rattle.

SWL 250kg.



104mm dia.

### TE12LR10

Light duty pressed steel backplate.

1.3mm thick with pressed steel ring. SWL 100kg.



89mm (l) x 76mm (w)

## HEAVY DUTY RINGS

### TE12LR15

Heavy duty mild steel backplate.

Zinc plated.

Pressed steel ring.

SWL 1500kg.



124mm (l) x 115mm (w)

### TE12LR05 (ZINC PLATED) TE12LR05-S (STAINLESS STEEL)

Available in zinc plated mild steel and stainless steel.

Anti rattle spring.

SWL 600kg.



102mm (l) x 95mm (w)

## ROTARY ROOF VENT


### TE12V33184

Rotary exhaust vent.

Made from plastic.

Hole size = 100mm dia.

SPEED KM/H	DISPLACEMENT CFM
15	12
30	44
50	78
65	106
80	140
95	165



## SECURITY LOCKS

### TE12TCL100 TE12TCL100KA KEYED ALIKE

UPDATED MODEL



Fits most lever couplings  
Marine grade stainless steel  
316 pin & sleeve  
Anti-corrosion solid brass body  
All brass 5 pin cylinder & keys  
Spare blank keys available  
Blister packed



Lock only

### TE12TCL69 TE12TCL69KA KEYED ALIKE

Chrome plated finish security lock fits most lever couplings

Easy to fit

Hardened pin is difficult to cut

Rubber cover seals key entry area

Pin size:  $\frac{3}{8}$ " (diameter) x 69mm (length)

Blister packed




SECURITY

## UNIVERSAL COUPLING LOCK

### TE12CPL20 - Yellow 616950 - Red

Guards against theft of caravans & trailers  
Works for most couplings  $1\frac{7}{8}$ ", 50mm & 2"  
Easy to fit  
Advanced locking mechanism for improved security  
Resistant to rust and corrosion



Secures trailer when not attached to vehicle

Secures trailer when attached to vehicle

## TRAILER COUPLING LOCK

### TE12CPL10

Standard two position locking system

Secures trailer when attached to vehicle and when unattached

Includes padlock


Note: not recommended for use while towing



ATTACHED: LOCKS TO VEHICLE



OR SECURES TRAILER BALL SOCKET




## HITCH PIN LOCK

### TE12PL16B


Chrome plated finish safety locking mechanism. Prevents towbar hitch from being stolen.

Pin size:  $\frac{5}{8}$ " (diameter) x 65mm (length). Blister packed.



## HITCH PIN

### TE12HP80



## UNIVERSAL CLAMP

### TE12WL3

Fast and easy to use and fits most 13" to 15" wheels (max width 215mm) this clamp includes a disc covering wheel nuts.

Powder-coated finish and supplied with a brass lock and two keys.



## AL-KO EASY CLAMP

### TE12WL - Yellow 650300 - Red

Anti-theft wheel clamp adjustable to suit 13-15" wheels.

Key operated lock, complete with 2 high security keys.

Fully adjustable for tyres up to 255mm wide. Provides absolute theft protection for anything with wheels; cars, trucks, trailers, motorcycles and more.

Can be fitted in seconds.

THE FASTEST WAY TO  
ENSURE YOUR VEHICLE  
STAYS SECURE



CM Trailer Parts  
Wheel Clamp

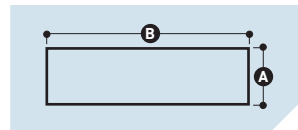


AL-KO Wheel Clamp

## FLAT ROLLERS

PART NO	COLOUR	A	B	BORE DIA.
TE16A10	Black	60mm	150mm	17mm
TE16A11	Black	60mm	195mm	16mm
TE16A12	Black	60mm	295mm	21mm
TE16SRD*	Black	60mm	112mm	21.5mm
TE16SRDPC*	Black	60mm	112mm	22mm pipe
TE16SRB*	Black	63mm	225mm	21.5mm
TE16SRBPC*	Black	63mm	225mm	22mm pipe
TE16SRA*	Black	80mm	168mm	21.5mm
TE16LRH*	Black	105mm	100mm	25mm
TE16LRHPC*	Black	105mm	100mm	22mm pipe
TE16LR*	Black	105mm	205mm	25mm
TE16LRPC*	Black	105mm	205mm	22mm pipe

\*To order only



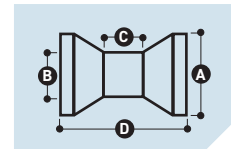
## KEEL ROLLERS

PART NO	COLOUR	A	B	C	D	BORE DIA.
TE16A01	Black	62mm	37mm	6mm	75mm	17mm
TE16A02	Black	62mm	44mm	56mm	103mm	17mm
TE16A03	Black	78mm	50mm	48mm	112mm	17mm
TE16A04	Black	72mm	50mm	88mm	150mm	17mm
TE16A05	Black	62mm	38mm	63mm	166mm	17mm
TE16A06	Black	69mm	50mm	136mm	200mm	17mm
TE16SCR*	Black	85mm	61mm	42mm	89mm	18.5mm
TE16LCR*	Black	85mm	61mm	108mm	175mm	18.5mm
TE16LCRPC*	Black	85mm	61mm	108mm	175mm	22mm pipe
TE16LLCRPC*	Black	87mm	61mm	200mm	260mm	22mm pipe
TE16CON44*	Black	103mm	72mm	60mm	325mm	22mm pipe

\*To order only

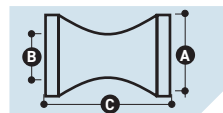


TE16A27 pictured



## CURVED ROLLERS

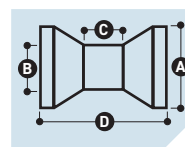
PART NO	COLOUR	A	B	C	BORE DIA.
TE16A15	Black	70mm	46mm	200mm	16mm
TE16A16	Black	90mm	60mm	310mm	21mm



TE16A15 pictured

## POLY NYLON KEEL ROLLERS

PART NO	COLOUR	A	B	C	D	BORE DIA.
TE16A25	Blue	55mm	38mm	38mm	100mm	17mm
TE16A26	Blue	58mm	48mm	70mm	152mm	17mm
TE16A27	Black	70mm	44mm	64mm	205mm	21mm



TE16A26 pictured

## SELF CENTRE ROLLERS

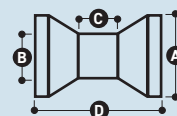
TE16A525



TE16A505



PART NO	COLOUR	A	B	C	D	BORE DIAMETER
TE16A20	Black	70mm	45mm	30mm	155mm	17mm
TE16A21	Black	70mm	50mm	36mm	190mm	17mm
TE16A525	Black	72mm	43mm	48mm	300mm	20mm
TE16A505	Black	72mm	43mm	48mm	380mm inc shaft	15.9mm shaft

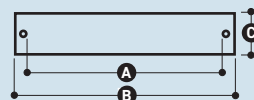


## STAINLESS STEEL ROLLER PINS

Supplied with stainless steel split pins.



PART NO	A	B	C	SUITS ROLLER
TE16P16110	98mm	110mm	16mm	TE16A01
TE16P16140	128mm	140mm	16mm	TE16A02 / TE16A25
TE16P16150	138mm	150mm	16mm	TE16A03
TE16P16190	178mm	190mm	16mm	TE16A04 / TE16A10
TE16P16200	188mm	200mm	16mm	TE16A05 / TE16A20 / TE16A26
TE16P16240	228mm	240mm	16mm	TE16A06 / TE16A11 / TE 16A15 / TE16A21
TE16P19240	228mm	240mm	19mm	TE16A27
TE16P19350	336mm	350mm	19mm	TE16A12 / TE16A16 / TE16A525 / TE16CON44



## WOBBLY ROLLERS

PART NO	COLOUR OF TYRE/HUB	DIAMETER	WIDTH	BORE DIAMETER
TE16A40B*	Blue/Black	105mm	85mm	24mm
TE16A44	Grey/Blue	128mm	74mm	26mm

\* Requires steel spacer TE1916SP to 'pack out' when using on CM Wobble Roller Kits



Smooth: TE16A40B\*



Ribbed: TE16A44


**Wobble rollers are used to support the boat on the trailer and can be used with or without keel rollers. Because of their large diameter and width, they offer excellent support and rolling action.**

All pivots are offset so that the rollers point down to the keel line, quads also point down to the rear of the trailer. In order to distribute the weight over as large an area as possible plus suit a wide variety of hulls our modular kit sets are available in a variety of combinations of width x length. Rollers are sold separately.

Mounting wobble roller brackets to each trailer chassis bracket requires 1 plate and 2 U-bolts.

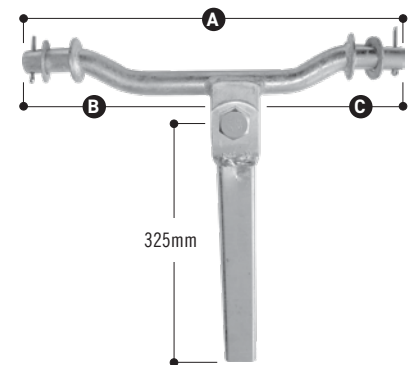
## SINGLE

### TE16WS



## DUAL


PART NO	A	B	C
TE16WD310	310mm	100mm	150mm
TE16WD410	410mm	150mm	200mm
TE16WD510	510mm	200mm	250mm
TE16WD610	610mm	250mm	300mm



## QUAD

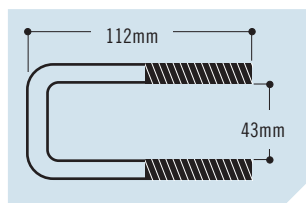
PART NO	A	B
TE16WQ310-300	310mm	300mm
TE16WQ310-400	310mm	400mm
TE16WQ310-500	310mm	500mm
TE16WQ310-600	310mm	600mm
TE16WQ410-300	410mm	300mm
TE16WQ410-400	410mm	400mm
TE16WQ410-500	410mm	500mm
TE16WQ410-600	410mm	600mm
TE16WQ510-300	510mm	300mm
TE16WQ510-400	510mm	400mm
TE16WQ510-500	510mm	500mm
TE16WQ510-600	510mm	600mm
TE16WQ610-300	610mm	300mm
TE16WQ610-400	610mm	400mm
TE16WQ610-500	610mm	500mm
TE16WQ610-600	610mm	600mm

**Note:** rollers are sold separately




## SQUARE U-BOLT

### TE16WUB



## U-BOLT PLATES

PART NO	A	B
TE16WUP50	50mm	43mm
TE16WUP64	64mm	43mm
TE16WUP89	89mm	43mm
TE16WUP102	102mm	43mm



## SNUB BLOCKS

### TE16SB

Standard snub block.

Bolt centres - 51mm x 130mm.

Colour - Black.



### TE16A31

Pivot type snub block to take a 10mm shaft.

Base size - 50mm x 52mm.

Colour - Black.



### TE16SBM

Pivot type snub block to take a 15mm shaft.

Base size - 49mm x 64mm.

Colour - Black.



## POLY SKID STRIP

**Blue Colour Part No: TE16PSS**

**Black Colour Part No: TE16PSSBLACK**

This hard-wearing poly-nylon strip is specially designed for marine boat trailer skids.

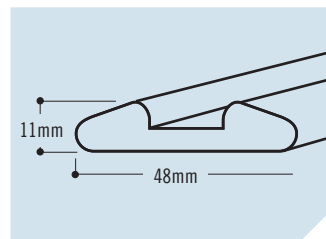
No countersinking required, just drill and screw or rivet in place

Designed for use on alloy hulls only

Specially designed for marine boat trailer skids

Hard-wearing, long lasting poly-nylon

Available colours: Black or blue



**FILLER STRIP**

Now supplied with filler strip



All CM 7-pin flat plugs and sockets have the rear of the pins captured in plastic preventing the pins from pushing in. All plugs and sockets also have a cable bridge that clamps the cable securely preventing cable slippage.

### 7-PIN FLAT PLUG

**TE17B4**  
**TE17B4P (Blister pack)**



### 7-PIN FLAT SOCKET

**TE17B5**  
**TE17B5P (Blister pack)**




### FLAT PLUG HOLDER

**TE17B4PH**

Plastic plug holder  
for 7-pin flat plugs.

Drilled two ways and can be  
mounted horizontally or vertically.



### 7-PIN FLAT PLUG & SOCKET

**TE17B4SC**  
**PLUG**



**TE17B5SC**  
**SOCKET**



New, stronger construction, plus screwed together,  
which prevents flexing or distortion. The shroud on  
the plug helps protect the pins from damage.

**QUALITY PRODUCT, STURDY CONSTRUCTION  
AND COMPETITIVELY PRICED**

### 12-PIN FLAT PLASTIC PLUG & FLAT PLASTIC SOCKET


**TE17B47**

12-pin flat plastic  
male plug.



**TE17B48**

12-pin flat plastic  
female socket.



## ROUND PLUGS & SOCKETS

### TE17B7P

7-PIN ROUND PLASTIC PLUG



### TE17B7M

7-PIN ROUND METAL PLUG



### TE17B8P

7-PIN ROUND PLASTIC SOCKET



### TE17B8M

7-PIN ROUND METAL SOCKET



## 7-WAY AMERICAN RV PLUG & SOCKET

### TE17B12706 PLUG



### TE17B12707 SOCKET



## PLUG/SOCKET ADAPTORS

### TE17BJ8

7-PIN TRAILER PLUG ADAPTOR

Connects 7-pin round socket on vehicle to 7-pin flat plug on trailer.



### TE17BJ9

7-PIN TRAILER PLUG ADAPTOR

Connects 7-pin flat socket on vehicle to 7-pin round plug on trailer.



## EURO TRAILER PLUG ADAPTORS

A simple way of converting from 13-pin European plug or socket now found on imported European vehicles & caravans.

### TE17BA7

7-pin round plug to 1 3-pin round European socket.

12 volt.



### TE17BA8

13-pin round European plug to 7-pin round socket.

12 volt.



## HIRE INDUSTRY LEADS

Flat to flat and flat to round wiring leads are popular within the hire industry.

PART NO	END 1	END 2	LENGTH
TE17B4-1.0	7 pin B4 flat plug	7 pin B4 flat plug	1 metre
TE17B4-1.5	7 pin B4 flat plug	7 pin B4 flat plug	1.5 metre
TE17B4B7-1.0M	7 pin B4 flat plug	7 pin B7 round plug	1 metre
TE17B4B7-1.5M	7 pin B4 flat plug	7 pin B7 round plug	1.5 metre



## LED ECU WIRING HARNESS

### TE17AH17

The inline Harness eliminates pulse interference commonly found on modern European vehicle electrics, which interfere with LED lighting on trailers.

Simply install between the trailer connector and vehicle wiring.



## JUNCTION BOX

### TE17JB1

100mm(l) x 75mm(w) x 35mm(h).

8 way weather-proof junction box.

Constructed of electrically insulated rubber with transparent cover for easy inspection.

4 cable entry points – can be cut to size to suit various cable diameters.



## AUTOMOTIVE CABLE

### TE17C1-3

#### 1 CORE

100m roll. 10 amp.



### TE17C2S

#### 2 CORE

30m roll. 15 amp.




### TE17C5-50 50M ROLL

### TE17C5-100 100M ROLL

#### 5 CORE


1 @ 1.0mm<sup>2</sup> (earth),  
4 @ 0.50mm<sup>2</sup>,  
sold per metre.



### TE17C7 1M ROLL

#### 7 CORE

10 amp x 1.13mm.



## CABLE CLIPS

### TE17C10

#### BLACK X100 PER PACK

Inside diameter: 7.2mm.  
Rivet hole: 4.0mm.



## LED LIGHTING KITS

### BL150LK

The BL150 series lights are a low profile, square design with an integrated reflector in the centre.

The BL150LK lighting kit comes with a BL1501 and a BL1502 with 9m leads, a 7-pin plug and a plug holder.

The BL1502 light has an integrated number plate light which means less wiring required as no extra number plate light is needed.



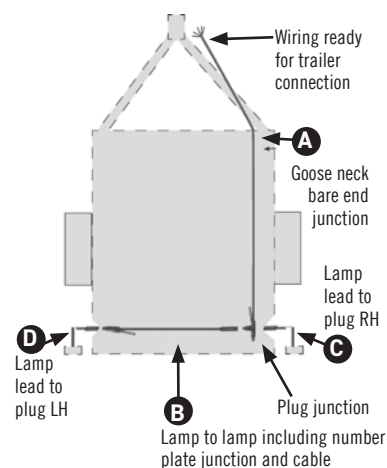
## LED PLUG & GO LIGHTING KIT

New Trailerkit™ series feature a quick fitting plug and go wiring system that eliminates the need for joining or soldering, saving time and consumables.

It has a right hand lamp with number plate lamp. 10-30 volt.



KIT	A	B	C	D	NUMBER PLATE LIGHT
<b>BL14LEDVKIT4</b>	7.1m	1.7m	0.5m	0.5m	Yes



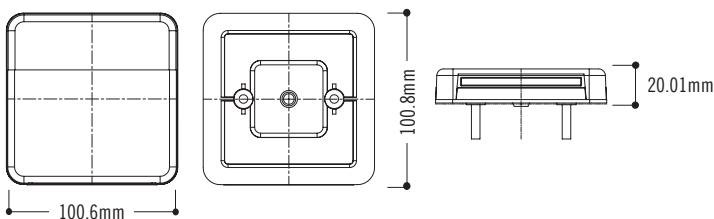
## MULTI-VOLT SUBMERSIBLE LED COMBINATION TAIL LAMP

LED trailer lamps with low profile body makes these lamps an ideal fit for many OE and retro-fit applications, simple & quick 2 bolt mounting design.

### BL1501

Stop, Tail, Indicator, Reflex Reflector, Number Plate option.

Multi-volt 10-30V DC  
High-impact tough polycarbonate lens  
IP67 waterproof rating  
Complies with ADR



PART NO	CABLE LENGTH	NUMBER PLATE LIGHT
BL1501	500mm	No
BL1502	500mm	Yes

### BL150P

#### TWIN PACK

Blister pack contains:

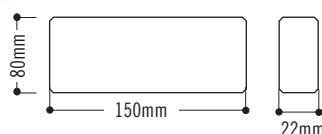
- 1 x BL1501 Left hand tail lamp.
- 1 x BL1502 Right hand with number plate lamp.



### BL160

High impact polycarbonate lens  
Multi volt 10-32V Varivolt™  
Current @ 12V DC Stop: 2W: Tail: 0.5W Indicator: 2W  
IP67 hermetic sealing  
150mm x 80mm x 22mm  
Complies with ADR

LED Stop, Tail, Indicator with integrated reflector, featuring 16 high reliability LEDs the advanced optics provide Full Form Signal Illumination for increased safety and awareness.



### BL160P

#### TWIN PACK

Blister pack contains:

- 1 x Left hand tail lamp.
- 1 x Right hand with number plate lamp.



## BL370 SERIES TAIL LAMPS

### BL370

#### TOP SELLER

**Compact Size - 160L x 82W x 30H (mm)**

**High impact resistant polycarbonate lens**

**Built-in reflex reflector**

**Multi volt 10-30v**

**E-mark (E4) certified**


**Stainless steel fasteners**

**9m core cables or 400mm tails**

**Twin number plate lamp orientation on right hand lamp**

**IP67 waterproof rating**

CM's 370 Series LED lamps are designed to be an easy-to-fit trailer lighting solution that can be fitted in a range of orientations. Box trailers need lamps to fit in a horizontal orientation and shine the number plate light across the trailer, from the narrow side of the lamp, while boat trailers need a number plate lamp that shines out of the wide side of the lamp downwards. In a design solution, these lamps have number plate lamps fitted to one short and one long side of the right hand lamp, with the installer simply connecting whichever of the tow number plate function wires that suits their application best. The fact that they look good, have cable length options, are submersible, and E-marked, makes them a first choice for many trailer builders.



BL370 series Lamps incorporate an E approved in-built reflex reflector. E mark compliance is also marked on the tough, high impact resistant polycarbonate lens.



In a design solution, these lamps have number plate lamps fitted to one short and one long side of the right hand lamp.

PART NO	CABLE LENGTH	NUMBER PLATE LIGHT
<b>BL3702</b>	400 mm	No
<b>BL37029</b>	9 metre	No
<b>BL3703NP</b>	400 mm	1 x short side & 1 x long side
<b>BL3703NP9</b>	9 metre	1 x short side & 1 x long side

## LED LIGHTING KIT

### BL370LK BL370NPH

The lights in this kit are prewired with 9 metres of cable and includes:

1 x left hand BL37029 and

1 x BL3703NP9 right hand tail lamp.

Twin number plate lamp orientation on right hand lamp.

7-pin flat plug and plug holder.



## SLIMLINE LED COMBINATION TAIL LAMPS

### BL170P

**Functions: Stop/Tail/Indicator**

**High Impact polycarbonate lens**

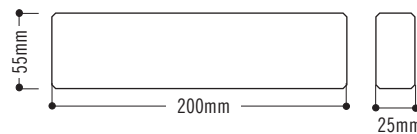
**Multivolt 10 – 30V DC**

**Twin Blister Pack**

**E-Mark approved**

**IP67 waterproof rating**

These lamps feature a robust slimline design that can be mounted in areas where space is limited. Designed for trailers, utilities, commercial and industrial applications.



### BL190

**Slim line design – multifunction**

**Dimensions: 191mm x 49mm x 28mm height**

**Fully ADR-compliant**

**Twin Blister Pack**

**Functions: Stop/tail/Indicator / Reflector**

**Voltage: 10-30V DC Varivolt™**

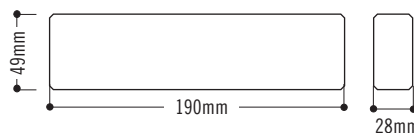
**Surface mount or screw on**

**Tough polycarbonate lenses**

**IP67 waterproof rating**

With a smart slimline design, the BL190 series are robust multifunction lamps that can be mounted in areas where space is limited. The lamps use Varivolt® 10-30V circuit technology and incorporate stop, tail, indicator, reflector with a model incorporating reverse.

The high output SMD LED technology together with the smart optic design enables these lamps to comply with all the above functions with their slimline dimensions. Excellent for trailers, utilities and commercial, industrial applications.



PART NO	CABLE LENGTH	REVERSE
BL190R	300mm	Yes

Supplied in twin packs



## LOW PROFILE MULTI-VOLT SUBMERSIBLE LED LAMPS

This series of LED markers are compact and low profile. Designed for reliability and performance this range of markers provides ADR-compliant solutions. Slimline smart clip mounting the clip base is virtually invisible when the lamp is installed. To comply with NZS regulations all trailers over 2000mm wide must be fitted with marker lamps.

Low profile, surface mounted

Polycarbonate lens

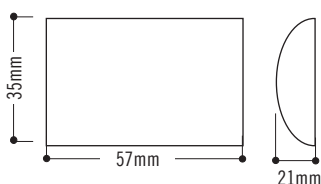
ABS base

9-33 Volt


Fully ADR-compliant

IP67 rating

57 x 35 x 21mm



BL62A



BL62RA



BL62R



BL62W



PART NO	COLOUR	CABLE LENGTH
<b>BL62A</b>	Amber	500 mm
<b>BL62A-6</b>	Amber	6 metres
<b>BL62RA</b>	Amber – Red	500 mm
<b>BL62R</b>	Red	500 mm
<b>BL62W</b>	White	500 mm

## MULTI-VOLT LED SUBMERSIBLE MARKER LAMPS

To comply with NZS regulations all trailers over 2000mm wide must be fitted with marker lamps.

High impact polycarbonate lens

Multi-Volt 10-30v DC

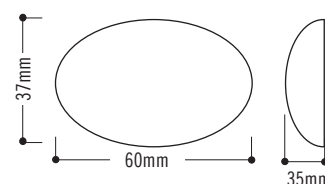
Submersible, with stainless steel fasteners

60 x 37 x 35mm height

Not suitable for COF vehicles

IP67 waterproof rating

PART NO	COLOUR	CABLE LENGTH
<b>BLHY50AM</b>	Amber	400 mm
<b>BLHY50AM-6</b>	Amber	6 metres
<b>BLHY50ARM</b>	Amber – Red	400 mm
<b>BLHY50WM</b>	White	400 mm



## LED TRAILER LIGHTING BOARDS

**TE17TRB15F 1.5 METRE WIDE**  
**TE17TRB185F**

Multi-volt 10-30v DC trailer lighting boards with 8 metre cable and 7-pin flat plug.

Complies with ADR 6/00, 47/00, 48/00 and 49/00.



## MULTI-VOLT LED NUMBER PLATE LAMPS

Multi Volt 10-30v DC

Submersible

High impact Polycarbonate lens

Stainless Steel fasteners 90 x 20 x 32 mm height

Complies with ADR

Current Draw @ 13.8v – 0.02 amps



Available with 9 metre cable



LIGHTING & ELECTRICAL

PART NO	CABLE LENGTH	BLISTER PACK
<b>BL300M</b>	400 mm	Yes
<b>BL300M9</b>	9 metre	Yes

## SELF-ADHESIVE REFLECTORS

**TE17TR101RSA**



Self adhesive red reflector.

94mm x 44mm.

ADR47/00.


Self adhesive reflector, available in amber, red and white.

70mm x 30mm. ADR 47/00.

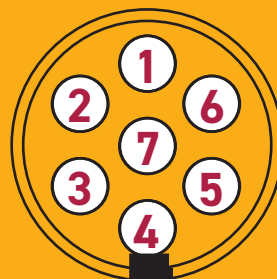


PART NO	NO IN PACK	COLOUR
<b>BLREFR</b>	Single	Red
<b>BLREF2R</b>	2	Red
<b>BLREF100R</b>	Box of 100	Red
<b>BLREF2A</b>	2	Amber
<b>BLREF2W</b>	2	White


## TO NZ STANDARD




7-PIN PLUG - ROUND




7-PIN SOCKET - ROUND




7-PIN PLUG - FLAT



7-PIN SOCKET - FLAT



12-PIN PLUG - FLAT



12-PIN SOCKET - FLAT

## TOP TIP

### TRAILER LIGHTING

All trailers must be fitted with ADR compliant lights. Rear tail lights must be fitted at the outer extremities of the trailer. Marker or forward facing lights are required for trailers over 2 metres wide.

- Tail Lights
- Number Plate Light (one side only required)
- Stop Lights
- Reflectors
- Indicator Lights
- Marker or forward facing lights if the trailer is over 2 metres wide

NO.	DESCRIPTION	COLOUR
1	Left hand Turn	Yellow
2	Reversing Signal	Black
3	Earth Return	White
4	Right Hand Turn	Green
5	Service Brakes	Blue
6	Stop Lamps	Red
7	Rear Tail Lamps / Marker Lamps	Brown
8	Battery Charger / Winch	Orange
9	Auxiliaries / battery Lead	Pink
10	Earth Return	White
11	Rear Fog Lamp	Grey
12	Auxiliaries	Violet

**Ask about our attractive stockist dispenser units. We can customise stock inventory to suit your requirements.**

Stand dimensions:  
910(w) x 500(d) x 2200(h)

### QUALITY

Full colour CM branded header card lets your customers know you stock quality products.

### FLEXIBLE

The flexible racking system allows you to modify the display stand to suit various types of stock.

### PROFESSIONAL

The base unit is coated in an attractive anodised metal finish that looks smart in any situation.

### ADJUSTABLE

The adjustable metal shelving can be moved up and down to suit product display.



### STRONG

Base shelf with anodised grey kicker boards provides a solid base shelf for heavier products, keeps them off the floor and easier to access.



This compact jockey wheel showroom display stand allows you to add on multiple additional units to display the range you stock.



BRAND	DUST CAP	OUTER BEARING	INNER BEARING	SEAL TYPE:		BEARING & SEAL KITS
				2 LIP	MARINE	
Mk 1 Trojan Now obsolete	1.85" / 47mm TE190162	20 x 47 30204	25 x 52 30205 TE190189-09	30 x 52 x 7 TE190141		
Transit Now obsolete	1.85" / 47mm TE190162	20 x 47 30204	25 x 52 30205 TE190189-09			
Delta 10" & 13" Now obsolete	1.98" / 52mm TE190164	25 x 52 30205 TE190189-09	25 x 52 30205 TE190189-09	30 x 52 x 7 TE190141		
Trojan Pre 1977 < 500kg-1000kg	1.78" / 45.2mm TE190161	19 x 45 LM11949-10 TE190189-20	25 x 50 L44600LC L44610	Inner Cone Sealed		TE19TRPT1082
Trojan Post 1977 > 1000kg	1.78" / 45.2mm TE190161	19 x 45 LM11949-10 TE190189-20	25 x 50 L44642-10		31 x 50 PR6695 TE19TRPT1012	TE19TRPT1009
Trojan Pre 1977 < 1500kg	1.78" / 45.2mm TE190161	19 x 45 LM11949-10 TE190189-20	LM67000LA LM67010	Inner Cone Sealed		TE19TRPT1083
CM, ALKO, Trojan, TWL 1500kg	1.78" / 45.2mm TE190161	19 x 45 LM11949-10 TE190189-20	32 x 59 LM67048-10 TE190189-21		37 x 59 PR6641 TE190143	TE190187 (MARINE SEAL)
CM, Trojan, TWL 1500kg	1.78" / 45.2mm TE190161	19 x 45 LM11949-10 TE190189-20	32 x 59 LM67048-10 TE190189-21	37x59 PR5609 TE190142		TE190186 (2 LIP SEAL)
CM 1750kg	1.78" / 45.2mm TE190161	22 x 45 LM12749-10 TE190189-22	35 x 59 L68149-10 TE190189-23	43 x 59 PR6379 TE190146	43 x 59 PR6692 TE190145	TE190188-02
USA 3500lb	1.98" / 50.5mm TE190163	27 x 50 L44649/10 TE190189-27	35 x 60 L68149/11 TE190189-38	43 x 65 TE192KU3		TE190189-3500
CM 2000kg Pre 2007 <	2.047" / 52mm TE190164	25 x 52 30205 TE190189-09	35 x 73 25877-20 NLA	41 x 73 TE190147		
CM 2000kg Post 2007 >	2.047" / 52mm TE190164	25 x 52 30205 TE190189-09	38 x 65 LM29748-10 TE190189-24		47 x 65 PR6697 TE190147-1	TE190189-2000
Trojan 2000kg pPe Aug 1997 <	1.78" / 45.2mm TE190161	19 x 45 LM11949-10 TE190189-20	35 x 65 LM48548-10 TE190189-28		47 x 65 PR6697 TE190147-1	
Trojan 2000kg Post Sep 1997 >	2.047" / 52mm TE190163	27 x 50 LM44649-10 TE190189-27	35 x 65 LM48548-10 TE190189-28		47 x 65 PR6697 TE190147-1	
USA 5200lb UFP brand only	2.328" / 59mm TE190165	32 x 59 LM67048/10 TE190189-21	44 x 83 25580-20 TE190189-26	54 x 86 32125 TE191UFP		TE190189-5200
CM 2750kg USA 6000LB	2.44" / 62mm TE190166	32 x 62 15245-15123 TE190189-37	44 x 83 25580-20 TE190189-26	57 x 86 TE192KU10		TE190189-6000
CM 3000kg pre-2006	2.44" / 62mm TE190166	30 x 62 30206 TE190189-12	45 x 85 30209	53 x 85 TE190149		
CM 3000kg 2006+	2.83" / 72mm TE190169	35 x 72 30207	50 x 90 30210 TE190189-16	58 x 90 x 10 TE190149-1		
CM 3500kg	3" / 76.2mm TE190171	38 x 73 LM29748-10 TE190189-24	50 x 90 30210 TE190189-16		56 x 90 TE190151M	
CM 4000kg	3.15" / 80mm TE190173	40 x 80 30208	55 x 100 30211	70 x 100 TE190152		
CM 6000kg	3.35" / 85mm TE190174	50 x 90 30210 TE190189-16	65 x 120 30213	80 x 120 TE190153		
CM 8000kg	3.94" / 100mm TE190176	55 x 100 32211	75 x 130 32215	90 x 130 x 12		

Follow vehicle manufacturer's recommended procedure to remove tyre and wheel assembly, disc brake caliper, dust cap, cotter pin, adjusting nut and washers.

**WARNING** Failure to correctly lubricate bearing and maintain proper lubrication may result in bearing damage which could cause wheel to lock or come off during operation, creating a risk of serious bodily harm.



1

### CLEAN AND INSPECT SPINDLES AND HUBS

Remove all old lubricant from rotor/hub assembly and spindle, then clean them with kerosene or mineral seal. Inspect spindle for scoring, bending, thread or other damage. File off nicks and burrs. Follow manufacturer's recommendation for permissible spindle wear. A light grease coating on cone seats will make installation easier and prevent fretting.



2

### INSTALL CUP

Use cup driver or mild steel bar to press or drive new cup into hub until solidly seated against rotor hub shoulder. Be careful not to damage cup surfaces. Never use a cone to drive a cup.



3

### LUBRICATE

Repack cones immediately after inspection or fresh from carton. A pressure grease packer is recommended. To hand-pack cones, force grease under the cage between the rollers until it shows at the small end. Fill the hub with grease to the inside diameter of the outer races and also fill hub grease cap. This layer combats moisture and retains grease in cones.



4

### INSTALL GREASE SEAL

Grease seals must be replaced when they leak or when bearings are being repacked or replaced. Install inner cone in hub, then the seal. Make sure seal lips are pointed in direction. Use proper seal installation tool.



5

### INSTALL ROTOR/HUB ASSEMBLY

Slide rotor/hub assembly back over spindle, being careful not to damage the seal against the spindle outer end or threads. Insert grease-packed outer cone, washer and adjusting nut.



6

### ADJUST BEARING

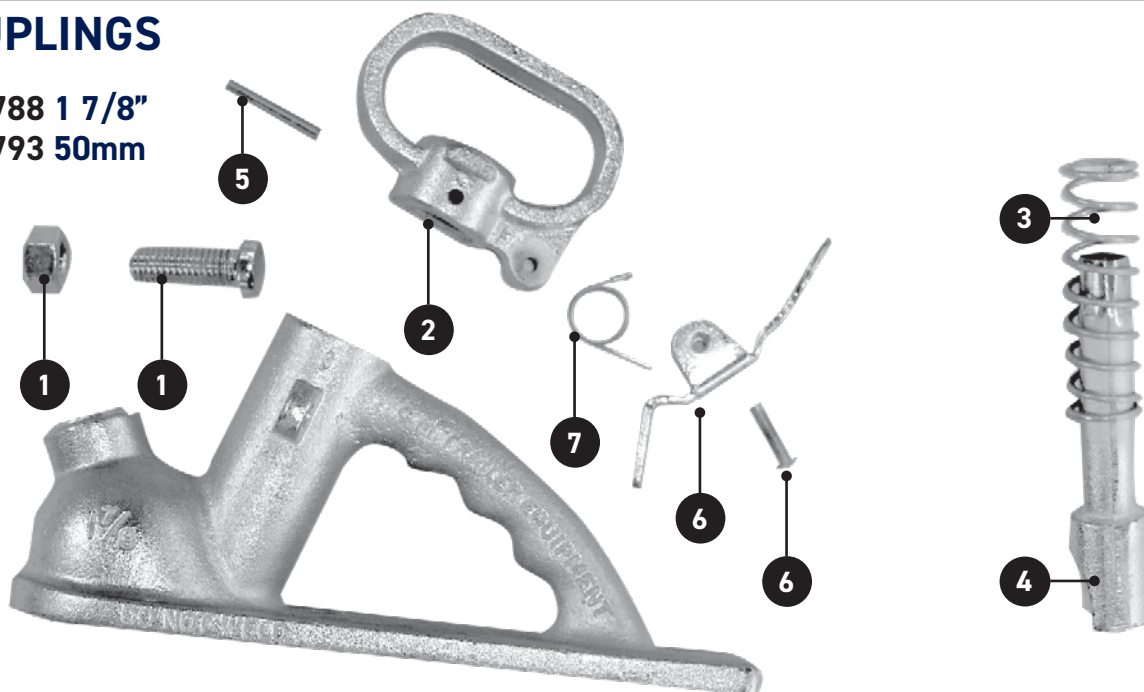
Use a 12" wrench to tighten adjusting nut while turning rotor. When rotor binds slightly, all parts are properly seated. Back nut off  $\frac{1}{6}$  to  $\frac{1}{4}$  turn or sufficiently to allow .001" to .007" end play. Then lock the nut with a new cotter pin.

**WARNING** Failure to back off adjusting nut will cause bearing to run hot and be damaged. Wheel could then lock or come off during operation, creating a risk of serious bodily harm.

<b>TRAILER COUPLINGS</b>	<b>112-116</b>
<b>HOSE KITS</b>	<b>117</b>
<b>HUB AND STUB</b> 1500/1750/2000/2750kg	<b>118</b>
<b>HUB AND STUB</b> 3000-8000kg	<b>119</b>
<b>HYDRAULIC DISC BRAKES</b>	<b>120-122</b>
<b>HYDRAULIC CALIPERS</b>	<b>123-124</b>
<b>DRUM BRAKES HYDRAULIC</b>	<b>125</b>
<b>DRUM BRAKES ELECTRIC</b>	<b>126</b>
<b>BRAKE DISC PADS AND SHOES</b>	<b>127-129</b>
<b>SPRINGS, ROCKERS, BUSHES</b>	<b>130-133</b>
<b>AMERICAN TRAILER SPARE PARTS</b>	<b>134-137</b>
<b>TROJAN SPARE PARTS</b>	<b>138-139</b>

## COUPLINGS

TE4C788 1 7/8"  
TE4C793 50mm



ITEM	DESCRIPTION	1 7/8 RIVET SAFETY CATCH	1 7/8 BOLTED SAFETY CATCH	50MM RIVET SAFETY CATCH	50MM BOLT SAFETY CATCH
1	Adjuster Screw and Nut	<b>610910</b> 1/2" Whitworth Suits Alko & Trigg Blister pack (1 per pack): <b>TE194411P</b>	<b>TE194411C</b> M12 x 1.75mm Blister pack (1 per pack): <b>TE194411CP</b> Pre 2014 < <b>TE194411U</b> Post 2014 > 1/2" UNC Blister pack (1 per pack): <b>TE194411UP</b>	<b>610910</b> 1/2" Whitworth Suits Alko & Trigg Blister pack (1 per pack): <b>TE194411P</b>	<b>TE194411C</b> M12 x 1.75mm Blister pack (1 per pack): <b>TE194411CP</b> Pre 2014 < <b>TE194411U</b> Post 2014 > 1/2" UNC Blister pack (1 per pack): <b>TE194411UP</b>
2	Handle C/W Safety Catch	<b>TE194409*</b>	<b>TE194409C</b>	<b>TE194409*</b>	<b>TE194409C</b>
3	Plunger Spring	<b>TE194412*</b>	<b>TE194412*</b>	<b>TE194412*</b>	<b>TE194412*</b>
4	Plunger	<b>TE194413*</b>	<b>TE194413C</b>	<b>TE194413*</b>	<b>TE194413C</b>
5	Plunger Roll Pin	<b>TE194410*</b>	<b>TE194410*</b>	<b>TE194410*</b>	<b>TE194410*</b>
6	Safety Catch and Rivet	<b>TE194407*</b>	<b>TE194406CP</b>	<b>TE194407*</b>	<b>TE194406CP</b>
7	Safety Catch Spring	<b>TE194408*</b>	<b>TE194406CP</b>	<b>TE194408*</b>	<b>TE194406CP</b>
8	Safety Catch, Spring and Rivet or Bolt	<b>TE194406P*</b>	<b>TE194406CP</b>	<b>TE194406P*</b>	<b>TE194406CP</b>

\*No longer available

## LEVER COUPLING LOCK PIN KIT 3/8" DIA


Fits most 1 7/8" & 50mm lever couplings

ITEM	DESCRIPTION	1 7/8 / 50MM
1	Lock pin kit	<b>TE19TRPT1025</b>



## HYDRAULIC OVERRIDE COUPLINGS


TE4C798 1<sup>7</sup>/<sub>8</sub>"  
TE4C799 50mm



ITEM	DESCRIPTION	1 <sup>7</sup> / <sub>8</sub> RIVET SAFETY CATCH	1 <sup>7</sup> / <sub>8</sub> BOLTED SAFETY CATCH	50MM RIVET SAFETY CATCH	50MM BOLT SAFETY CATCH
1	Adjuster Screw and Nut	610910 ½" Whitworth Suits Alko & Trigg Single blister pack TE194411P	TE194411C Pre 2014 < M12x1.75mm Single blister pack TE194411CP	610910 ½" Whitworth Suits Alko & Trigg Single blister pack TE194411P	TE194411C Pre 2014 < M12x1.75mm Single blister pack TE194411CP
			TE194411U is ½" UNC Post 2014 > Single blister pack TE194411UP		TE194411U is ½" UNC Post 2014 > Single blister pack TE194411UP
2	Handle C/W Safety Catch	TE194409*	TE194409C	TE194409*	TE194409C
3	Plunger Spring	TE194412*	TE194412*	TE194412*	TE194412*
4	Plunger	TE194413*	TE194413C	TE194413*	TE194413C
5	Plunger Roll Pin	TE194410*	TE194410*	TE194410*	TE194410*
6	Safety Catch and Rivet	TE194407*		TE194407*	
7	Safety Catch Spring	TE194408*		TE194408*	
7A	Safety Catch spring & Rivet or Bolt	TE194406P*	TE194406CP	TE194406P*	TE194406CP
8	Override Body Assembly Standard Spring Light Spring*	TE194401Z TE1904401LZ	TE194401Z TE194401LZ*	TE194402Z TE1904401LZ*	TE194402Z TE1904402LZ*
9	Reverse Clip/Pin/Spring	TE194416P	TE194416P	TE194416P	TE194416P
10 LIGHT	Override Spring – Light (1000kg is 6mm diameter)	TE194418*		TE194418*	
10 STANDARD	Override Spring – Standard (2000kg is 7mm diameter)	TE194419		TE194419	

\*No longer available

## MULTI-FIT COUPLING

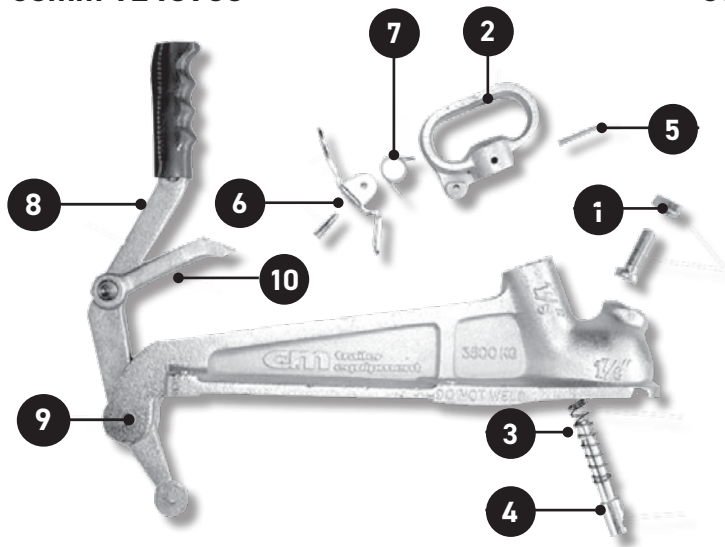


ITEM	DESCRIPTION	PART NO
1	Override assembly 2500kg	TE194501Z
	Electric 3500kg	TE4C891Z
2	Polyinsert	TE194540
3	Torsion Spring	TE194533*
4	Safety Catch	TE194532*
5	Safety Catch Pin	TE194534*
6	Plunger Handle	TE194531*
7	Plunger Pin	TE194535*
8	Plunger Spring	
9	Blue Cap	TE194537
10	Reverse Clip & Bolt	TE194515

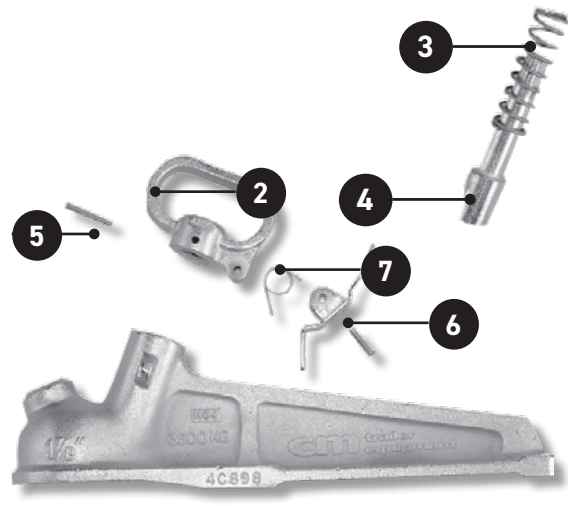
\*No longer available

**WITH HANDBRAKE**

1 7/8" TE4C898  
50mm TE4C900


**WITHOUT HANDBRAKE**

1 7/8" TE4C897  
50mm TE4C901



ITEM	DESCRIPTION	PART NO
1	Adjuster Screw and Nut	610910
2	Handle C/W Safety Catch	TE194409*
3	Plunger Spring	TE194412*
4	Plunger	TE194413*
5	Roll Pin	TE194410*
6	Safety Catch/Rivet	TE194407*
7	Safety Catch Spring	TE194408*
8	Handle Brake Lever & Ratchet Assy	TE194455Z*
9	Roll Pin	TE194414*
10	Ratchet	TE194456Z*


\*No longer available

**MECHANICAL OVERRIDE BASEPLATE**

ITEM	DESCRIPTION	PART NO
1	Base Plate and Lever Assembly - Zinc plated	TE194457Z
2	Roll Pin	TE194414*

\*No longer available

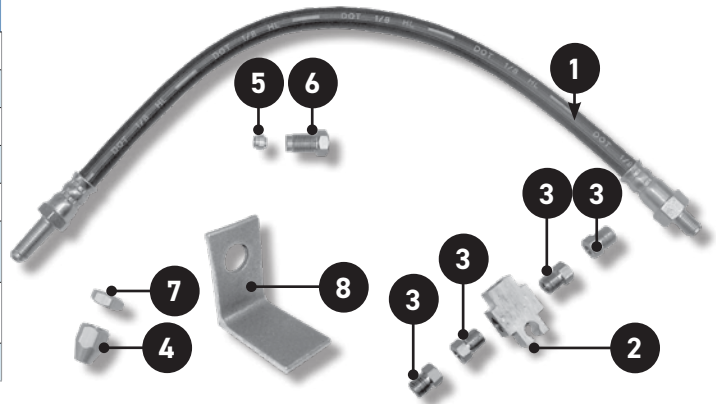
## MASTER CYLINDER &amp; BRACKET ASSEMBLY



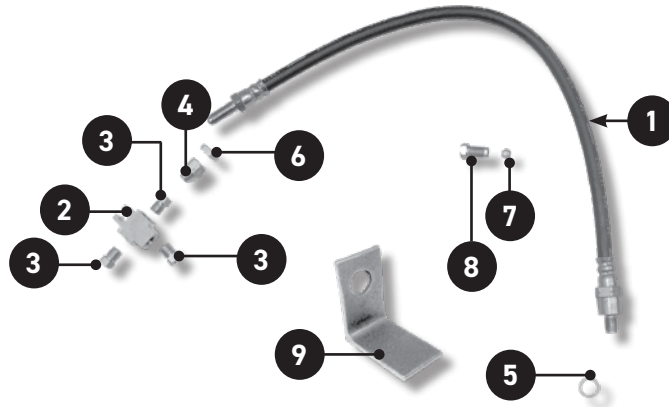
ITEM	DESCRIPTION	FOLDING LEVER	BLISTER PACK (QTY 1)
1	$\frac{3}{4}$ Master Cyl & Bracket Assembly Complete	<b>TE194425FZ</b>	
	$\frac{7}{8}$ Master Cyl & Bracket Assembly Complete	<b>TE194427FZ</b>	
2	Bracket & Lever Assembly	<b>TE194424FZ</b>	
3	$\frac{3}{4}$ Master Cylinder with side port (pictured)	<b>TE194436</b>	
	$\frac{3}{4}$ Master Cylinder Assembly (standard 45° top port)	<b>TE194437/313001</b>	
	$\frac{7}{8}$ Master Cylinder Assembly (standard 45° top port)	<b>TE194438/313007</b>	
4	$\frac{3}{4}$ & $\frac{7}{8}$ Std Master Cylinder Cap	<b>TE194440</b>	<b>TE194440P</b>
	$\frac{7}{8}$ Master Cylinder Cap (Plastic Body)t	<b>TE194441/313008</b>	<b>TE194442</b>
5	Bolt & Nut	M8x30x2	
6	Handbrake Lever & Ratchet Assembly	<b>TE194422FZ</b>	
7	Handbrake Ratchet/Pin/Spring	<b>TE194423</b>	
8	Bolt & Nyloc Nut	M8x25	
9	$\frac{3}{4}$ Master Cylinder Kit	<b>TE194444</b>	
10	Adjuster bolt & Nut	M10 x 60" $\frac{5}{16}$ UNC	

## DRUM BRAKE HOSE KITS

ITEM	DESCRIPTION	TE5HKDR	TE5HKDR2
1	Hose 300mm	<b>TE195HDR</b>	<b>TE195HDR</b> x2
2	Brass Tee	<b>333333</b>	<b>333333</b> x3
3	Tube Nut (male)	<b>313031</b> x4	<b>313031</b> x11
4	Tube Nut (female)	<b>TE195BP9</b>	<b>TE195BP9</b> x2
5	Ferrule $\frac{3}{16}$ " M/Cly	<b>TE195603</b>	<b>TE195603</b>
6	Tube Nut (male) M/Cly	<b>313030</b>	<b>313030</b>
7	$\frac{3}{8}$ UNF Brass Lock Nut	<b>TE195LN</b>	<b>TE195LN</b> x2
8	Hose Bracket	<b>TE195LB</b>	<b>TE195LB</b> x2



## DISC BRAKE HOSE KITS



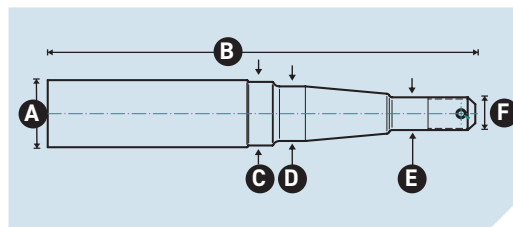
ITEM	DESCRIPTION	TE5HKJ1	TE5HKJ2	TE5HKTR1
1	Hose 500mm	<b>TE195HDJ</b> x2	<b>TE195HDJ</b> x4	<b>TE195HDI</b> x2
2	Brass Tee / Cross	<b>333333</b> x1	<b>TE195M7024</b> x1 <b>333333</b> x1	<b>333333</b>
3	Tube Nut (male)	<b>313031</b> x3	<b>313031</b> x7	<b>313031</b> x3
4	Tube Nut (female)	<b>TE195BP9</b> x2	<b>TE195BP9</b> x4	<b>TE195BP9</b> x2
5	Copper Washer 10mm - Alloy Caliper Only	—	—	<b>TE195CW10</b> x2
6	$\frac{3}{8}$ UNF Brass Lock Nut	<b>TE195LN</b> x2	<b>TE195LN</b> x4	<b>TE195LN</b> x2
7	Ferrule $\frac{3}{16}$ M/Cly	<b>TE195603</b> x1	<b>TE195603</b> x1	<b>TE195603</b>
8	Tube Nut (male) M/Cly	<b>313030</b> x1	<b>313030</b> x1	<b>313030</b>
9	Hose Bracket	<b>TE195LB</b> x2	<b>TE195LB</b> x4	<b>TE195LB</b> x2

ITEM	DESCRIPTION	TE5HKTR2	TE5HKJ1SS	TE5HKJ2SS
1	Hose 500mm	<b>TE195HDI</b> x4	<b>TE195HDJSS</b> x2	<b>TE195HDJSS</b> x4
2	Brass Tee / Cross	<b>TE195M7024</b> x1 <b>333333</b> x1	<b>333333</b>	<b>TE195M7024</b> x1 <b>333333</b> x1
3	Tube Nut (male)	<b>313031</b> x9	<b>313031</b> x3	<b>313031</b> x7
4	Tube Nut (female)	<b>TE195BP9</b> x4	<b>TE195BP9</b> x2	<b>TE195BP9S</b> x4
5	Copper Washer 10mm - Alloy Caliper Only	<b>319102</b> x4	<b>319102</b> x2	<b>319102</b> x4
6	$\frac{3}{8}$ UNF Brass Lock Nut	<b>TE195LN</b> x4	<b>TE195LN</b> x2	<b>TE195LN</b> x4
7	Ferrule $\frac{3}{16}$ M/Cly	<b>TE195603</b>	<b>TE195603</b>	<b>TE195603</b>
8	Tube Nut (male) M/Cly	<b>313030</b>	<b>313030</b>	<b>313030</b>
9	Hose Bracket	<b>TE195LB</b> x4	<b>TE195LB</b> x2	<b>TE195LB</b> x4

## STUB AXLE PROFILES


CM axles are all CNC machined from 1045 medium tensile steel.

A	B	C	D	E	F	PART	DESCRIPTION
39	225	37	32	19	$\frac{3}{4}$ UNF	<b>143917CNZ</b>	9" 1500 Kg Axle
39	300	37	32	19	$\frac{3}{4}$ UNF	<b>TE190102</b>	12" 1500 Kg Axle
45	300	43	35	22	$\frac{3}{4}$ UNF	<b>TE190107</b>	12" 1750 Kg Axle
50	300	47	38	25	$\frac{3}{4}$ UNF	<b>TE190110</b>	12" 2000 Kg Axle after June 07
63.50	380	57	44.43	31.73	1" SAE	<b>TE190119</b>	2750 Kg CM axle. Also USA 5200lb - 8000lb



## 1500 / 1750 / 2000 / 2750KG

### SPARE PARTS




ITEM	DESCRIPTION	1500KG	1750KG	July 07 > 2000KG	2750KG
1	Axle	9"= <b>143917CNZ</b> 12"= <b>TE190102</b>	12"= <b>TE190107</b> —	12"= <b>TE190110</b> —	<b>TE190119</b> —
2	Washer Marine Seal Only	<b>TE190144</b>	<b>TE190145-2</b>	<b>TE190147-2</b>	<b>TE190148-4</b> (Sleeve)
3	Hub Seal Marine 2-Lip	<b>TE190143</b> <b>TE190142</b>	<b>TE190145</b> <b>TE190146</b>	<b>TE190147-1</b> —	<b>TE190148-3</b> <b>TE192KU10</b>
4	Inner Bearing Assembly	<b>TE190189-21</b> LM67048/10	<b>TE190189-23</b> L68149/1	<b>TE190189-24</b> LM29748/10	<b>TE190189-26</b> 25580/20
5*	Hub	POA	POA	<b>TE191AC2000kg</b>	<b>TE190134</b>
6	Outer Bearing Assembly	<b>TE190189-20</b> LM11949/10	<b>TE190189-22</b> LM12749/10	<b>TE190189-09</b> 30205	<b>TE190189-37</b> 15123/15245
7	Washer $\frac{3}{4}$	<b>TE190190-08</b>	<b>TE190190-08</b>	<b>TE190190-08</b>	<b>TE190190-10</b>
8	Slotted Nut	<b>TE190178</b>	<b>TE190178</b>	<b>TE190178</b>	<b>TE190181</b>
9	Split Pin	<b>TE190190-01</b>	<b>TE190190-01</b>	<b>TE190190-01</b>	<b>TE190190-02</b>
10	Dust Cap	<b>TE190161</b> 1.78" / 45.2mm	<b>TE190161</b> 1.78" / 45.2mm	<b>TE190164</b> 2.047" / 52.0mm	<b>TE190166</b> 2.44" / 62mm

POA - Part On Application. \*Please advise stud pattern required.


BEARING KITS	1500KG	1750KG	2000KG	2750KG
Bearing Kit 2-Lip Seal	<b>TE190186</b>			
Bearing Kit Marine Seal	<b>TE190187</b>	<b>TE190188-02</b>	<b>TE190189-2000</b> Post July 2007 >	Bearing Kit 2-Lip Seal <b>TE190189-6000</b>

3000 / 4000 / 6000 / 8000KG




ITEM	DESCRIPTION	3000Kg 55mm Axle	4000KG	6000KG	8000KG
1	Axle	—	—	—	—
2	Shoulder Ring	TE190150-1	POA	POA	
2a	Bearing Spacer Washer	POA			
3	Oil Seal	TE190149-1	TE190152	80X120X12	90X130X12
4	Bearing Assembly Inner	TE190189-16 30210	30211	30213	32215
5	Hub	—	—	—	—
6	Bearing Assembly Outer	30207	30208	30210	32211
7	Slotted Nut	M27X2	M33X2	M39X2	M45X2
8	Split Pin	M5X50	—	—	—
9	Dust Cap	TE190169 72mm	TE190173 80mm	TE190175 90mm	TE190176 100mm
10	Wheel Stud	TE8WS16MF	TE8WS18MF	TE8WS18MF	TE8WS18MF
11	Wheel Nut	TE8WNM16F	TE8WNM18F	TE8WNM18F	TE8WNM18F

## 1500 / 1750 / 2000KG ONE-PIECE VENTED ROTOR



KEY	DESCRIPTION	1500KG	1750KG	2000KG
1	Axle	TE192212-C	TE192215-C	TE192218-K
2	Washer Marine Seal	TE190144	TE190145-2	TE190147-2
3	Marine Seal	TE190143	TE190145	TE190147-1
4	Inner Bearing Assembly	TE190189-21 / LM67048/10	TE190189-23 / L68149/10	TE190189-24 / LM29748/10
5	Vented One-Piece Rotor	TE192DROTOR10 (259mm/10.2")	TE192DROTOR10 (259mm/10.2")	TE192238 (277mm/10.9")
6	Outer Bearing Assembly	TE190189-20 / LM11949/10	TE190189-22 / LM12749/10	TE190189-09 / 30205
7	Washer	TE190190-08	TE190190-08	TE190190-08
8	Slotted Nut ¾ UNF	TE190178	TE190178	TE190178
9	Split pin M4x32	TE190190-01	TE190190-01	TE190190-01
10	Dust Cap	TE190161	TE190161	TE190164


## 2750KG SINGLE-PIECE VENTED ROTOR



KEY	DESCRIPTION	2750KG
1	Axles	TE192219-K
2	Hub Seal 2 Lip Marine Seal Collar Hub Seal Marine	TE192KU10 TE190148-4 TE190148-3
3	Inner Bearing Assembly	TE190189-26 25580/20
4	Rotor Hub	TE192KU2 (305mm/12")

KEY	DESCRIPTION	2750KG
5	Outer Bearing Assembly	TE190189-37 15123/15245
6	Washer	TE190190-10
7	Slotted Nut	TE190181
8	Dust Cap	TE190166
10	Caliper Mounting Plate	TE192KCMB12U

## 1500 / 1750 / 2000 / 3500KG TWO-PIECE ROTOR




	DESCRIPTION	1500KG	1750KG	2000KG	3500KG
1	Axle Single Mount	TE192212-K	TE192215-K	TE192218-K	—
	Axle Twin Mount	TE192212-KD*	TE192215-KD*	TE192218-KD*	TE192220-KD
2	Rotor SCAD Plated	TE192KR0TOR10	TE192KR0TOR10	TE192KR0TOR10	TE192KR0TOR12
	Stainless Steel	TE192KR0TOR10SS	TE192KR0TOR10SS	TE192KR0TOR10SS	TE192KR0TOR12SS
3	Washer Marine Seal	TE190144	TE190145-2	TE190147-2	—
4	Marine Seal	TE190143	TE190145	TE190147-1	TE190151 M
5	Bearing Assembly Inner	TE190189-21	TE190189-23	TE190189-24	TE190189-16
		LM67048/10	L68149/10	LM29748/10	30210
6	Hub	POA	POA	POA	POA
7	Bearing Assembly Outer	TE190189-20 LM11949/10	TE190189-22 LM12749/10	TE190189-09 30205	TE190189-24 LM29748/10
8	Washer	TE190190-08	TE190190-08	TE190190-08	TE190190-11
9	Slotted Nut	TE190178	TE190178	TE190178	TE190182
10	Split Pin	TE190190-01	TE190190-01	TE190190-01	TE190190-03
11	Dust Cap	TE190161 1.78"	TE190161 1.78"	TE190164 52mm	TE190171 3"
12	Wheel Stud 7/16 UNF	TE8WS07-K	TE8WS07-K	—	—
	1/2 UNF	TE8WS08-K	TE8WS08-K	TE8WS08-K	< 10/08 TE8WS08-2.25L 10/08 > TE8WS08-2.0

\*No longer available

\*\*Please advise stud pattern required

## 1500 / 1750KG SINGLE SOLID PIECE ROTOR




ITEM	DESCRIPTION	1500KG	1750KG
<b>1</b>	Axle Trigg Caliper	TE192212*	TE192215*
	Axle Trigg Caliper Twin Mount	TE192212-D*	TE192215-D*
	Axle CM Alloy Caliper	TE192212*	TE192215*
	Axle CM Alloy Caliper Twin Mount	TE192212-D NLA*	TE192215-D NLA*
<b>2</b>	Washer Marine Seal Only	TE190144	—
<b>3</b>	Hub Seal Marine 2 Lip	TE190143	TE190145
		TE190142	TE190146
<b>4</b>	Bearing Assembly Inner	TE190189-21 LM67048/10	TE190189-23 L68149/10
<b>5**</b>	Disc Rotor	TE192237 A = 63mm B = 13mm Diameter = 255mm	TE192237 A = 63mm B = 13mm Diameter = 255mm
		TE192236* A = 65.5mm B = 15mm Diameter = 260mm	TE192236* A = 65.5mm B = 15mm Diameter = 260mm
<b>6</b>	Bearing Assembly Outer	TE190189-20 LM11949/10	TE190189-22 LM12749/10
<b>7</b>	Slotted Nut 3/4 UNF	TE190178	TE190178
<b>8</b>	Washer 3/4	TE190190-08	TE190190-08
<b>9</b>	Split Pin M4x32	TE190190-01	TE190190-01
<b>10</b>	Dust Cap	TE190161	TE190161

\*No longer available

\*\*Please advise stud pattern required.

## KODIAK / DEEMAXX 2.25" - 2.50"




ITEM	DESCRIPTION	2.25" / 57mm PISTON	2.50" / 63.5mm PISTON
1	Caliper Complete. SCAD Plated	<b>TE192KDBC225</b>	<b>TE192KDBC250</b>
	Caliper Complete. Gold Line (not marine)	<b>TE192KDBC225V</b>	
	Caliper Complete. Stainless Steel	<b>TE192KDBC225SS</b>	<b>TE192KDBC250SS</b>
2	Brake Pads (set of 4)	Ceramic: <b>TE192K225PAD</b> Semi-metallic: <b>TE192K225PADSM</b> S/steel backed: <b>TE192K225PADSS</b>	Ceramic: <b>TE192K250PAD</b> S/steel backed: <b>TE192K250PADSS</b>
3	Piston	<b>TE192K225PISTON</b>	<b>TE192K250PISTON</b>
4	Piston Seal	<b>TE192K225SEAL</b>	<b>TE192K250SEAL</b>
5	Piston Dust Seal	<b>TE192K225B00T</b>	<b>TE192K250B00T</b>
6	Port Adapter - brass	<b>TE192KBAP</b>	<b>TE192KBAP</b>
7	Bleeder Assembly - Kodiak Bleeder Assembly - Deemaxx,	<b>TE192KADP</b> <b>TE192KBD</b>	<b>TE192KADP</b> <b>TE192KBD</b>
8	Caliper Slide Bush (2 per caliper)	<b>TE192KBSB</b>	<b>TE192KBSB</b>
9	Caliper Mount Bolt (2 per caliper) & Sleeve M11 x 1.5	<b>TE192KMHGB</b> 56mm long*	<b>TE192KMHGB-L</b> 62mm long*

## BRAKE OVERHAUL KITS

TE192K2250HK	DEEMAX CALIPER SEAL OVERHAUL KIT - 225 (Suits one caliper)		
	<b>TE192K225B00T</b>	RUBBER BOOT 2.25" KODIAK DEEMAXX	1
	<b>TE192K225SEAL</b>	SEAL PISTON 2.25" KODIAK DEEMAXX	1
	<b>TE192KBSB</b>	CALIPER SLIDE BUSH DEEMAXX & KODIAK	2
TE192K2500HK	DEEMAX CALIPER SEAL OVERHAUL KIT - 250 (Suits one caliper)		
	<b>TE192K250B00T</b>	RUBBER BOOT 2.25" KODIAK DEEMAXX	1
	<b>TE192K250SEAL</b>	SEAL PISTON 2.25" KODIAK DEEMAXX	1
	<b>TE192KBSB</b>	CALIPER SLIDE BUSH DEEMAXX & KODIAK	2

## ARK




ITEM	DESCRIPTION	PART NO
1	Caliper Complete	TE192246
2	Body/Piston Assembly	TE192252*
3	Piston Seal	TE192253
4	Piston	TE192254
5	S/S Bleeder	TE192255

ITEM	DESCRIPTION	PART NO
7	Slide Bush	TE192256A (x2) Ark
8	Caliper Bolt	TE192256-1 (x2)
9	Disc Pads	TE192251 (1pair) Blister pack (qty 2): TE192251P

\*No longer available

SPARE PARTS

## CM VIPER II

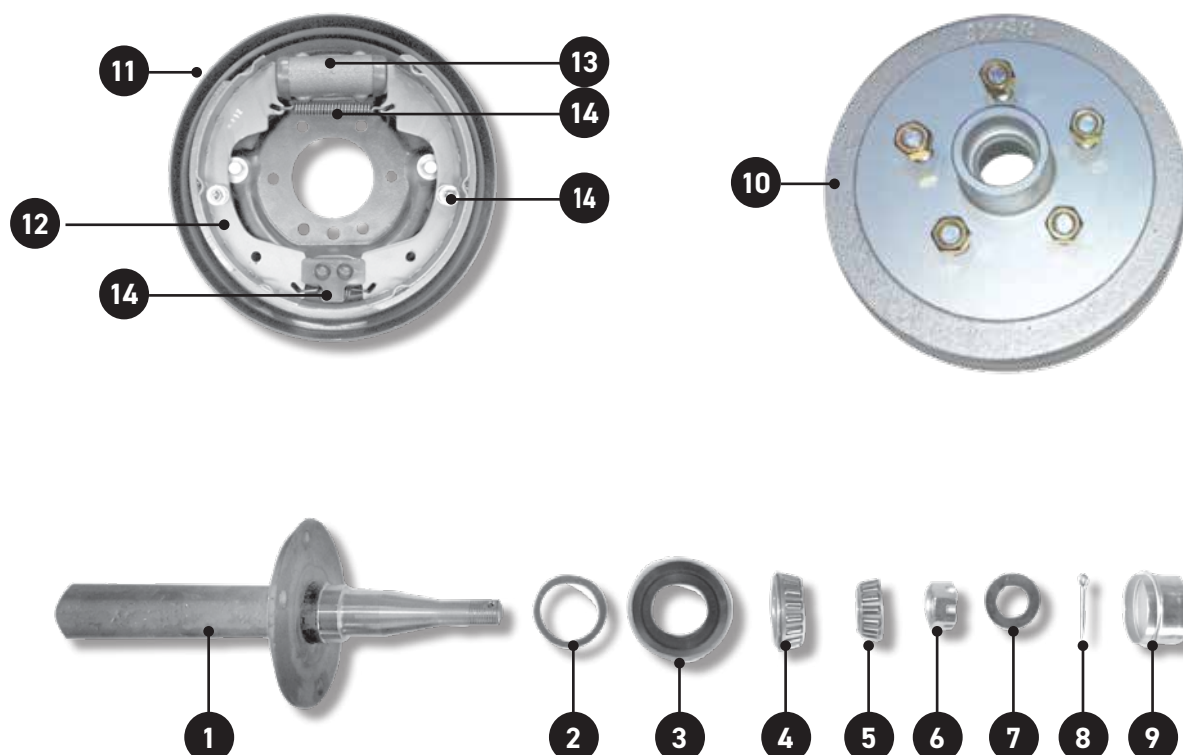


ITEM	DESCRIPTION	PART NO
1	Caliper Assembly	TE192244*
2	Bleeder	TE192267-0
3	Brake Pad Pin Kit	TE192268-3*
4	Piston	TE192266

ITEM	DESCRIPTION	PART NO
5	Piston Seal	TE192266-1
6	Brake Pad (2 per set)	TE192251
7	Galley Seal (2)	TE192266-2
8	Seal Kit (2 of each)	TE192266-K

\*No longer available

## 1500 / 1750 / 2750KG




1500kg - 9" x 1.75" brakes pictured

ITEM	DESCRIPTION	1500KG	1750KG	2750KG
1	Axle	<b>TE192201-C</b> Dec 09 onwards	<b>TE192208</b>	<b>TE192219-K</b>
	Axle Bolt On	<b>TE192203*</b>		
2	Washer Marine Seal Only	<b>TE190144</b>	<b>TE190145-2</b>	—
3	Seal Marine	<b>TE190143</b>	<b>TE190145</b>	—
	Seal - 2 Lip Automotive	<b>TE190142</b>	<b>TE190146</b>	<b>TE192KU10</b>
4	Bearing Assembly Inner	<b>TE190189-21</b> <b>LM67048/10</b>	<b>TE190189-23</b> L68149/10	<b>TE190189-26</b> <b>25580/20</b>
5	Bearing Assembly Outer	<b>TE190189-20</b> <b>LM11949/10</b>	<b>TE190189-22</b> LM12749/10	<b>TE190189-37</b> <b>15123/15245</b>
6	Slotted Nut	<b>TE190178</b>	<b>TE190178</b>	<b>TE190181</b>
7	Washer	<b>TE190190-08</b>	<b>TE190190-08</b>	<b>TE190190-10</b>
8	Split Pin	M4X32	<b>TE190190-01</b>	<b>TE190190-02</b>
9	Dust Cap	<b>TE190161</b>	<b>TE190161</b>	<b>TE190166</b>
10	Brake Drum	<b>TE192221Z: Blank</b> - Dec 09 onwards <b>TE192221ZF</b> 4.5 x 5 x 1/2" - Dec 09 onwards	<b>TE192226Z: Blank</b> <b>TE192266ZF</b> 4.5 x 5 x 1/2"	<b>TE192240D</b> Drilled 5.50" x 6 x 1/2"
11	Back Plate	<b>TE192271</b> L or R	—	
	Back Plate with Park Brake	<b>311100</b> Right <b>311101</b> Left	<b>TE192272L</b> or <b>R</b>	<b>TE192270L</b> or <b>R</b>
12	Brake Shoes	<b>TE192278</b> (set of 4)	<b>TE192278C*</b> (set of 2)	
13	Brake Cylinder	<b>3190101</b>	—	
14	Return springs & retainer pin kit	<b>TE192283</b>	—	

\*No longer available

## 1500 / 1750 / 2750 / 3500KG

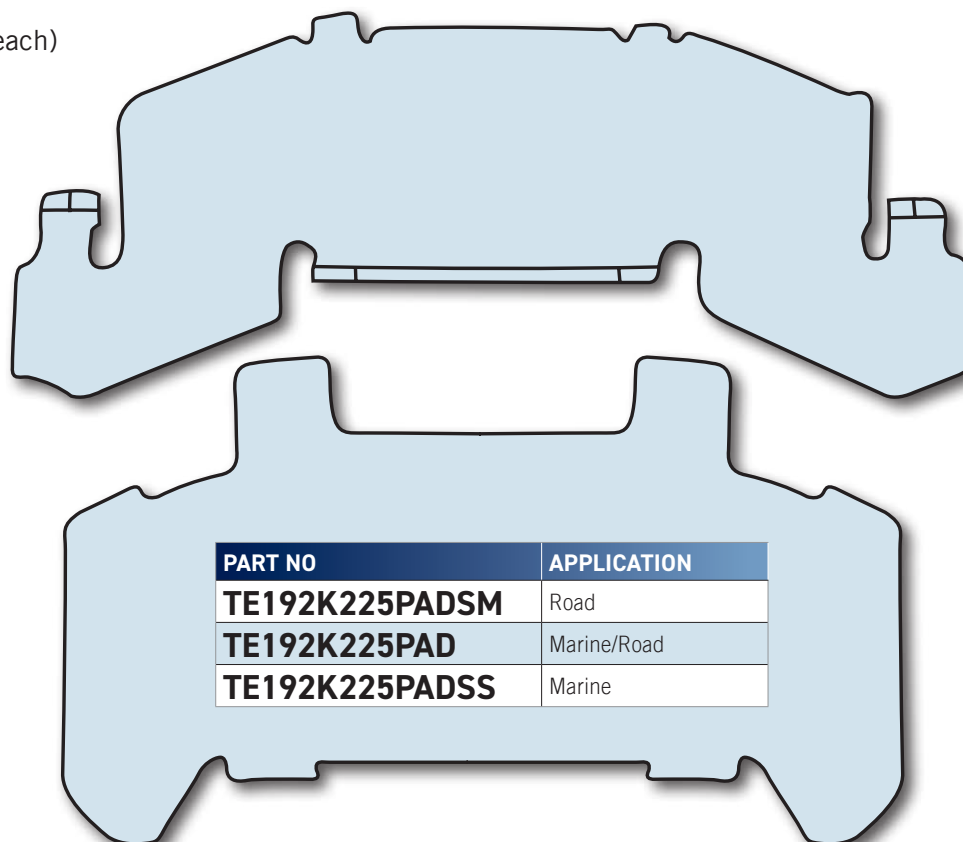


ITEM	DESCRIPTION	1500KG 10" x 2.25"	1750KG 10" x 2.25"	1750H/D 10" x 2.25"	2750KG 12" x 2"	3500KG 12" x 2"
1	Axle	TE192206	TE192208	TE192209HD	TE192219-K	TE192210
2	Washer Marine Seal Only	TE190144	TE190145-2	—	—	—
3	Seal 2 Lip	TE190142	TE190146	TE190146	TE192KU10	TE190151
	Marine Seal	TE190143	TE190145	TE190145	—	—
4	Bearing Inner	TE190189-21 LM67048/10	TE190189-23 L68149/10	TE190189-23 L68149/10	TE190189-26 25580/20	TE190189-16 30210
5	Bearing Outer	TE190189-20 LM11L949/10	TE190189-22 LM12749/10	TE190189-23 L68149/10	TE190189-37 15123/15245	TE190189-24 LM29748/10
6	Slotted Nut	TE190178	TE190178	TE190180	TE190181	TE190182
7	Washer	TE190190-08	TE190190-08	TE190190-10	TE190190-10	TE190190-1 1
8	Split Pin	M4X32	M4X32	TE190190-02	TE190190-02	M5X63
9	Dust Cap	TE190161	TE190161	TE190166	TE190166	TE190171
10	Brake Drum	TE192226Z** Blank TE192226ZF** 4.50x5x½	TE192226Z** Blank TE192226ZF** 4.50x5x½	TE192229	TE192240D	TE192241- 3500kg
		Max inside diameter: 256.3mm				
	Brake Drum Hub	—	—	—	—	TE192240
11	Back Plate c/w Park L/H Brake R/H Brake	331101H 331100H	331101H 331100H	331101H 331100H	331301H 331300H	TE192275L TE192275R
12	Brake Shoe - Dexter (slots) - CM (no slots)	TE192280 339120 - Primary	TE192280 339121 - Secondary	TE192280 339135B x(Set) 4xShoes	339122+339123	TE192281
12a	Brake Shoe Retainer Set	TE192279	TE192279	TE192279	—	—
13	Magnet Assy - Standard - New Heavy Duty	339010 —	339010 —	339010 —	339012 —	339012 TE192293HD
13a	Magnet Spring	339110	339110	339110	TE192293HD	TE192293HD
14	Magnet Clip	339102	339102	339102	—	—
15	Spring Top	339130	339130	339130	TE192290-12	TE192290-12
16	Spring Bottom	339128	339128	339128	TE192289	TE192289
17	Adjuster Assembly	TE192286*	TE192286*	TE192286*	TE192286*	TE192286*
18	Cable Clip	TE192291-03*	TE192291-03*	TE192291-03*	TE192291-03*	TE192291-03*
19	Cable Grommet	TE192291-02*	TE192291-02*	TE192291-02*	TE192291-02*	TE192291-02*

\*No longer available

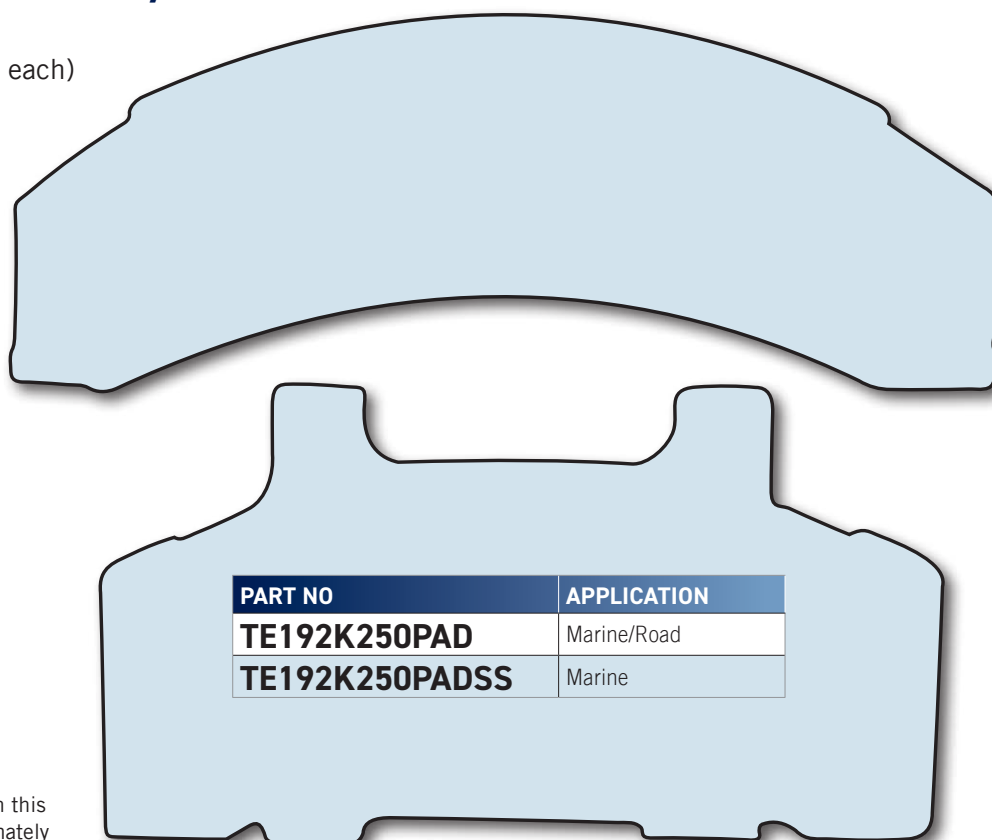
## 2.25" DEEMAX / KODIAK

Set of 4 (2 of each)



## 2.50" DEEMAX / KODIAK

Set of 4 (2 of each)



Note: diagrams on this page are approximately 85-90% of actual size



**TROJAN MK1**

TE19TRPT1016\*



**TRIGG/VIPER**

TE192251



**TROJAN MK2**

TE19TRPT1018



**MK 3-7**  
**TROJAN / AL-KO**

TE19TRPT1020 (1 pair)  
TE19TRPT10202 (2 pair)



**UFP / TRAILBRAKE**

TE192UFP33008-9

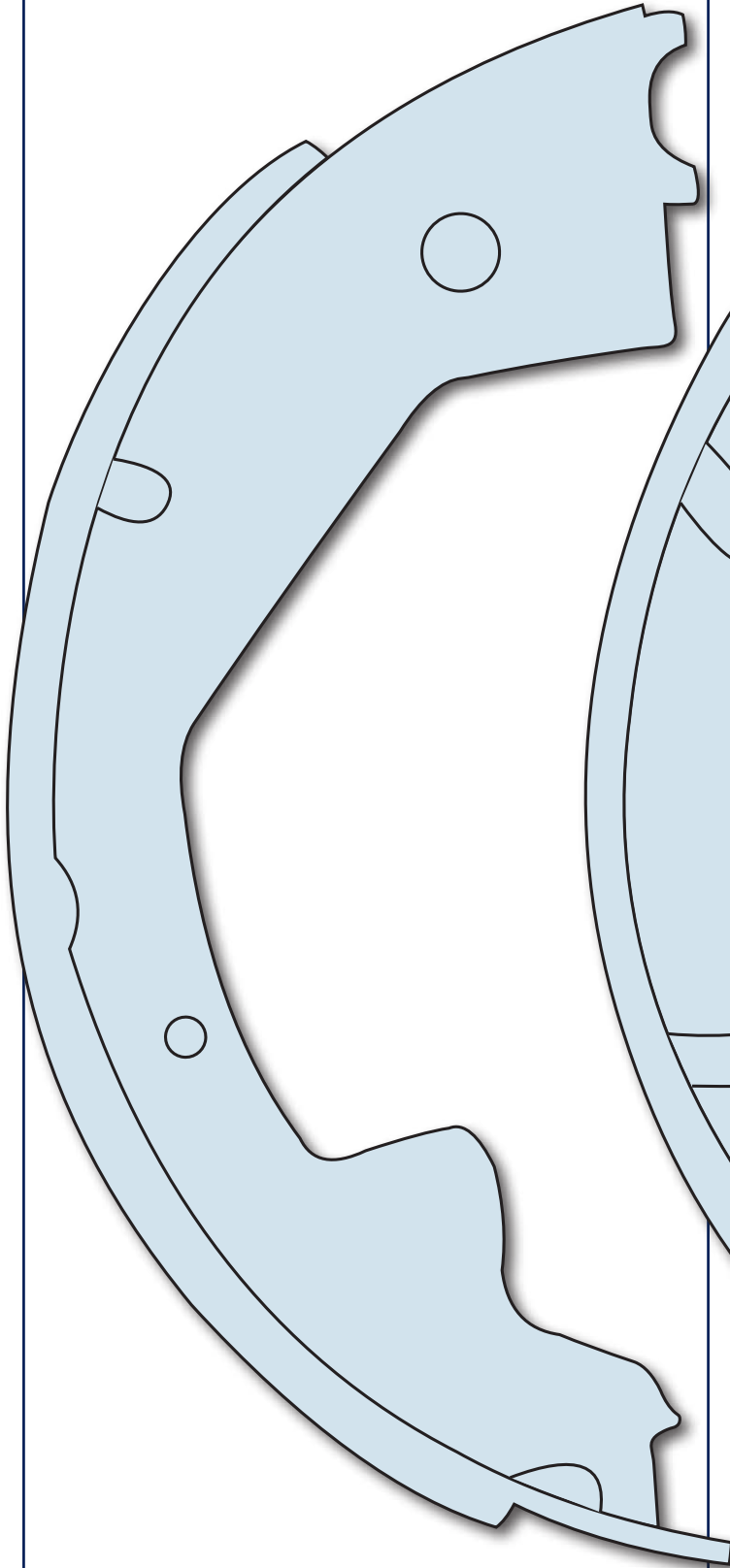
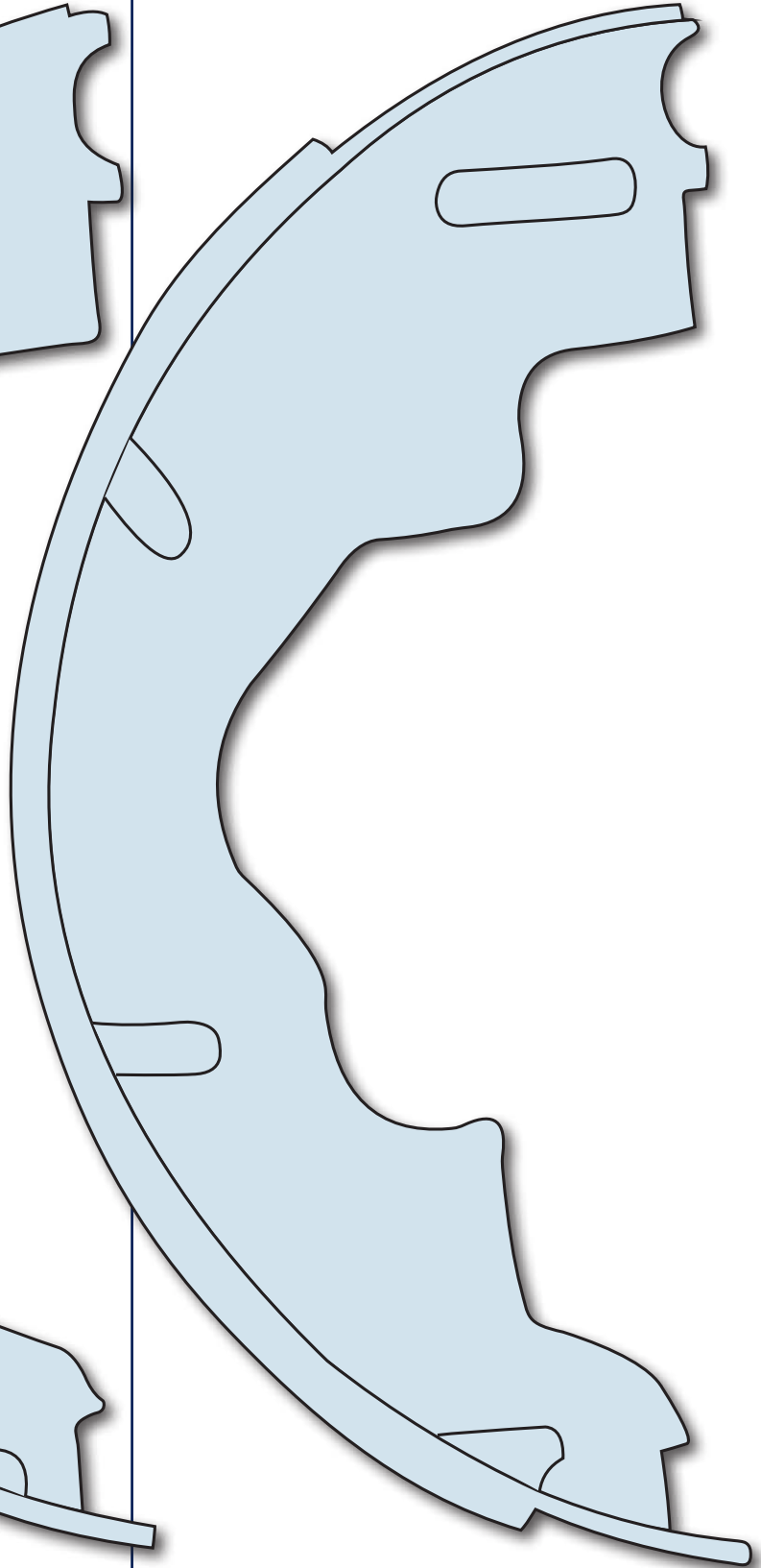


**TWL / PBR**

TE192250\*

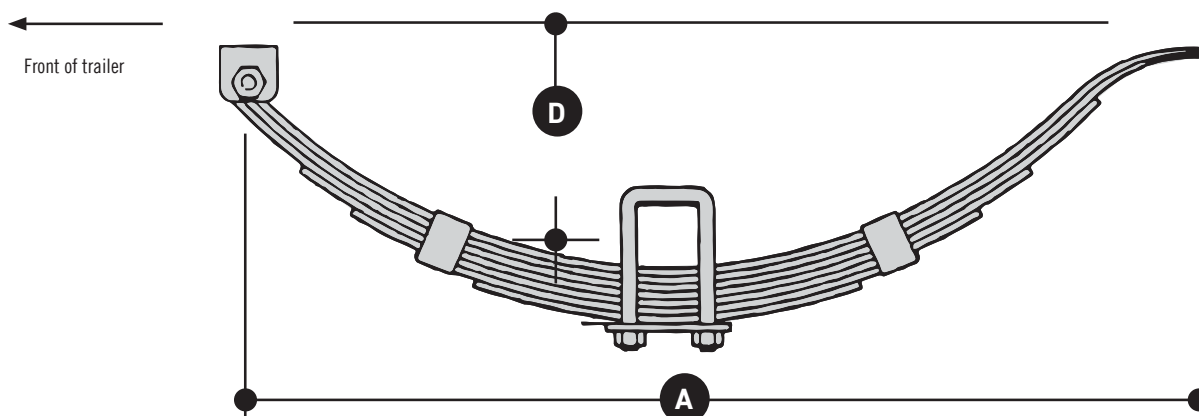
\*No longer available

Note: diagrams on this  
page are approximately  
85-90% of actual size

**DEXTER TYPE****TE192280 DEXTER BRAND****AL-KO TYPE****339120 Primary (Front)  
339121 Secondary (Rear)**

Note: diagrams on this  
page are approximately  
85-90% of actual size

## EYE - SLIPPER SPRINGS




PART NO	A = LENGTH	B = WIDTH	C = EYE SIZE	D = SPRING SET	NUMBER OF LEAVES	FINISH
TE197I0500	615	50	16	110	2 x 6mm	Paint
TE197I0750	615	50	16	110	3 x 6mm	Paint
TE197I1000	615	50	16	110	4 x 6mm	Paint
TE197I1250	615	50	16	110	5 x 6mm	Paint
TE197I1500	615	50	16	110	6 x 6mm	Paint
TE197I1750	615	50	16	110	7 x 6mm	Paint
TE197G0500	615	50	16	110	2 x 6mm	Dacromet
TE197G0750	615	50	16	110	3 x 6mm	Dacromet
TE197G1000	615	50	16	110	4 x 6mm	Dacromet
TE197G1250	615	50	16	110	5 x 6mm	Dacromet
TE197G1500	615	50	16	110	6 x 6mm	Dacromet
TE197G1750	615	50	16	110	7 x 6mm	Dacromet
TE197M1000	760	45	½	170	5 x 6mm	Paint
TE197M1250	760	45	½	170	6 x 6mm	Paint
TE197P1000	760	45	½	170	1 x 16mm	Galv
TE197P1400	760	45	½	170	1 x 18	Galv
TE197S0500 pr	760	51	16	100	1 x 8	Grey Paint
TE197S1000 pr	760	51	16	100	1 x 11	Grey Paint
TE197S1500 pr	760	51	16	100	1 x 13	Grey Paint
TE197S2000 pr	760	51	16	100	1 x 18	Grey Paint
TE197N0300	770	50	16	110	1 x 6.3mm	Black
TE197N0450	770	50	16	110	2 x 6.3mm	Black
TE197N0600	770	50	16	110	3 x 6.3mm	Black
TE197N0750	770	50	16	110	4 x 6.3mm	Black
TE197N1000	770	50	16	110	5 x 6.3mm	Black
TE197N1500	770	50	16	110	5 x 8mm	Black
TE197N1750	770	50	16	110	6 x 8mm	Black
TE197N2000	770	50	16	130	5 x 9mm	Black
TE197N2500	770	50	16	130	6 x 9mm	Black

## SPRING EYE BUSHES

ID	OD	WIDTH	PART NO	BLISTER PACK (QTY: 2)
1/2"	7/8"	1 3/4"	TE197SB7	TE197SB7P
9/16"	11/16"	1 3/4"	TE197SB6	TE197SB6P
5/8"	7/8"	2"	TE197SB8	TE197SB8P



EYE - SLIPPER TYPE



ITEM	DESCRIPTION	PART NO	BLISTER PACK AVAILABLE
1	Rocker Complete (1 Pair) as pictured above	TE7TE1R	
2	Rocker Frame	TE197T101	
3	Rocker Arm Casting with Bushes	TE197T100-C	
4	Rocker Bush 2005 > Cast Rocker	TE197RB	(Qty: 2) TE197RBP
5	Rocker Bolt & Nut 2005 > Cast Rocker M20 x 120	TE197RBOLT1	
6	Rocker Bolt & Nut M16 x 100	TE197RBOLT2	
7	Rocker Bolt & Nut M10 x 90 8.8	TE197RBOLT3	

EYE - EYE ROCKER

TE197TBRIFORD

51mm wide

M16 bolts

(Sold per pair)



Distance between centres  
= 150mm

## SPRING OVERHAUL KITS

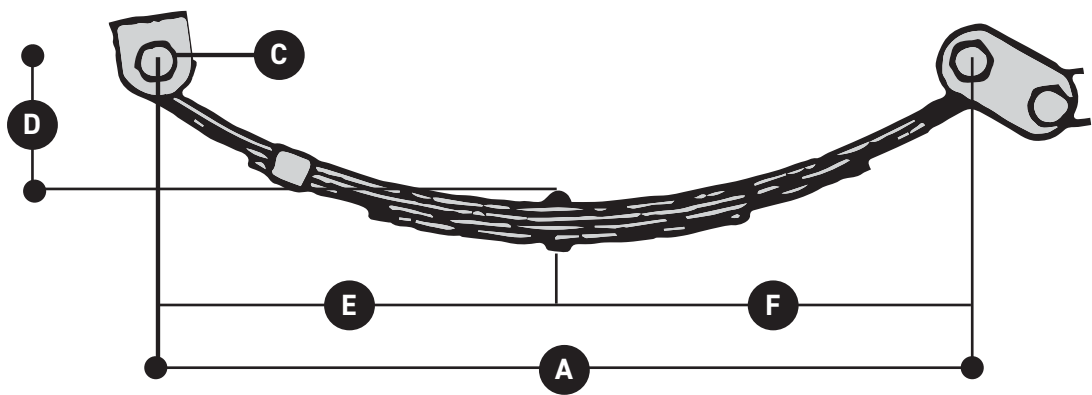
TE197SS0HK	SINGLE SPRING OVERHAUL KIT		
	TE197BE16090G	BOLT M16x90 GALV	2
	TE197NN16G	NYLOC NUT GALV M16 (0.4-OT)	2
	TE197SB8	ROCKER BUSH 25 x 20 x 36L	2

TE197ES0HK	TANDEM EYE/SLIPPER OVERHAUL KIT		
	TE197BE16090G	BOLT M16x90 GALV	2
	TE197NN16G	NYLOC NUT GALV M16 (0.4-OT)	4
	TE197BE16100G	BOLT M16 x 100 GALV	2
	TE197BHT10090Z	BOLT H/T M10x90 ZP	2
	TE197NN10	NYLOC NUT 10mm ZP	2
	TE197BHT20120Z	HT ROCKER BOLT M20 x 120 GALV	2
	TE197NN20	NYLOCK NUT 20mm GALV	2
	TE197RB	ROCKER BUSH 25 x 20 x 36L	4
	TE197SB8	SHACKLE BUSH 5/8" x 7/8" x 2" 5/8" x 7/8" x 2"	4

TE197EE0HK	TANDEM EYE/EYE OVERHAUL KIT		
	TE197BE16090G	BOLT M16x90 GALV	14
	TE197NN16G	NYLOC NUT GALV M16 (0.4-OT)	14
	TE197SB8	SHACKLE BUSH 5/8" x 7/8" x 2" 5/8" x 7/8" x 2"	14
	TE197T207	LINK PLATE TABBED EYE / EYE	4
	TE197T208	LINK PLATE PLAIN EYE / EYE	4

TE197RR0HK	ROCKER ROLLER OVERHAUL KIT (SUITS ALKO SPRINGS ONLY)		
	576304	SHACKLE PIN M16 WITH 45 DEG NIPPLE	8
	590708	NUT M16 NYLOC SILVER ZINC	8
	576301	SPRING ROLLER SUIT ROCKER ROLLER SPRING	4
	576306	SPRING R/ROLLER CENTRE PIN M18 X 97mm	2
	590712	NUT M18 NYLOC SILVER ZINC	2
	590003	SPRING BUSH NYLON 5/8x7/8x60mm nb58	4

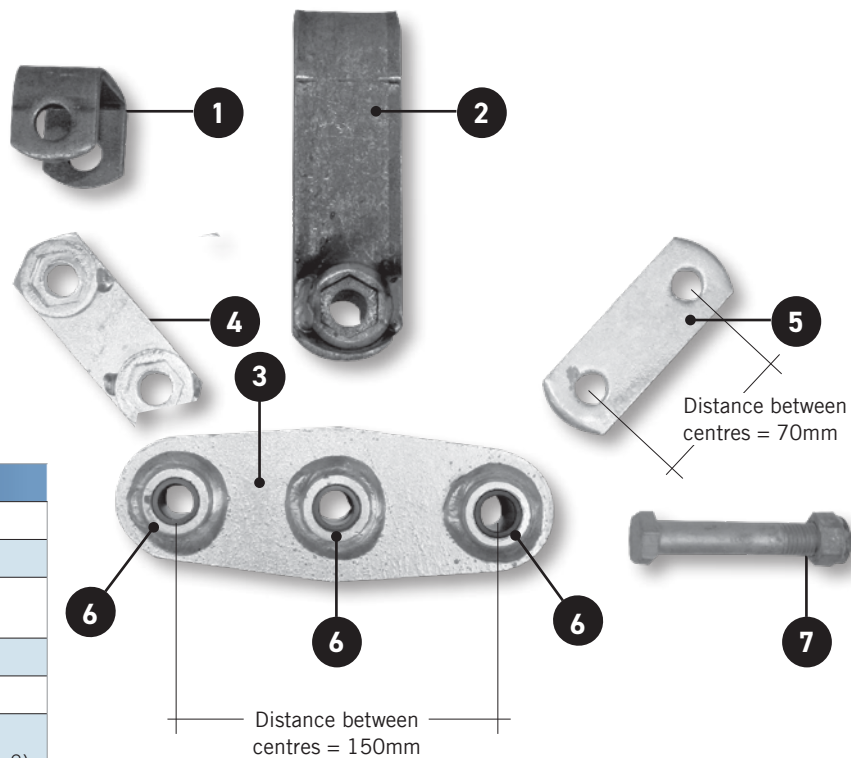
EYE - EYE SPRINGS



Note: U-Bolt Kit Sold Separately

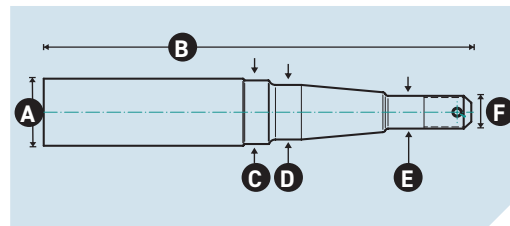
A = LENGTH	B = WIDTH	C = EYE SIZE	D = SPRING SET	E = OFFSET LENGTH	F = OFFSET LENGTH	NO OF LEAVES	FINISH	PART NO
600	50	16	95	290	310	4 x 6mm	Paint	TE197EE1000
600	50	16	95	290	310	5 x 6mm	Paint	TE197EE1250
600	50	16	95	290	310	6 x 6mm	Paint	TE197EE1500
600	50	16	95	290	310	8 x 6mm	Paint	TE197EE1750
600	50	16	95	290	310	4 x 6mm	Dacromet	TE197EE100G
600	50	16	95	290	310	5 x 6mm	Dacromet	TE197EE1250G
600	50	16	95	290	310	6 x 6mm	Dacromet	TE197EE1500G
600	50	16	95	290	310	8 x 6mm	Dacromet	TE197EE1750G

EYE - EYE TYPE



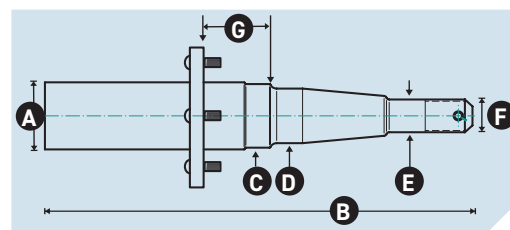
ITEM	DESCRIPTION	PART NO
1	Spring Hanger 2"	590501
2	Rocker Saddle EYE / EYE	TE197T201
3	Rocker Arm EYE / EYE, includes nylon brushes	TE197T200
4	Link Plate Tabbed	TE197T207
5	Link Plate Plain	TE197T208
6	Rocker Arm Bush (3 required per rocker)	TE197SB8 Blister pack (qty 2): TE197SB8P
7	Rocker Bolt M16 x 90	TE197SB1

## STUB AXLES NON-BRAKED



PART NUMBER	A	B	C	D	E	F	CAPACITY (LB/PAIR)
TE190119	63.5	380	57	44.43	31.73	1" SAE	5200, 6000, 70000 & 8000

## STUB AXLES BRAKED



PART NUMBER	A	B	C	D	E	F	G	CAPACITY (LB/PAIR)
TE192205	45mm	300	43.70	35	27	1" SAE	35	3500LB
TE192219-K	63.5	380	57	44.43	31.73	1" SAE	72	5200, 6000, 70000 & 8000

## AXLE NUTS &amp; WASHERS

TE191UFP32414  
AXLE NUT  $1\frac{3}{16}$ "

Suits UFP axles

TE190181  
SLOTTED NUT 1" SAE 14TPI

Suits USA spindle #42

TE192KU8  
LOCK WASHER FOR SLOTTED NUTSingle tab 25.4mm  
ID x 39.6mm ODTE191UFP32418  
RETAINER FOR AXLE NUTSuits UFP  $1\frac{3}{16}$ "TE190181-1  
WASHER 25.4MM ID X 42MM ODTE192KU9  
LOCK WASHER FOR SLOTTED NUT

Multi tab 1" ID



## PLAIN HUBS



TE190134 pictured

PART NUMBER	CAPACITY (LB/PAIR)	PCD	BEARINGS OUTER & INNER	BRAND
TE190123	3500	4.50" x 5 x 1/2"	L44649/10 & L68149/11 <b>TE190189-3500</b> Bearing Kit	
TE190125*	3500	5.50" x 6 x 1/2"	L44649/10 & L68149/11	
TE191UFP41272	5200	5.50" x 6 x 1/2"	LM67048/10 & 25580/20	UFP
TE190134	6000	5.50" x 6 x 1/2"	15123/15245 & 25580/20 <b>TE190189-6000</b> Bearing Kit	

\*No longer available

## ROTOR HUBS



TE192KU1 pictured

PART NUMBER	CAPACITY (LB/PAIR)	DIA	PCD	BEARINGS OUTER & INNER	BRAND
TE192KU1	3500	10"	4.50" x 5 x 1/2"	L44649/10 & L68149/11	
TE192UFP41019	3500	10"	4.50" x 5 x 1/2"	L44649/10 & L68149/10	UFP
TE192KU2	6000	12"	5.50" x 6 x 1/2"	15123/45 & 25580/20	DEEMAXX
TE192KU2K*	6000	12"	5.50" x 6 x 1/2"	15123/45 & 25580/20	KODIAK
TE192KU13-1*	8000	13"	6.50" x 8 x 9/16"	02475/20 & 25580/20	DEEMAXX
TE192KU13-2*	8000	13"	6.50" x 8 x 5/8"	02475/20 & 25580/20	DEEMAXX

\*No longer available

## SLIP ON ROTORS



TE192KROTOR10F pictured

PART NUMBER	DIA	PCD	MATERIAL	FINISH	BRAND
TE192KROTOR10	10.9"	BLANK	Cast iron	DACROMET	DEEMAXX
TE192KROTOR10F	10.9"	4.50" x 5 x 1/2"	Cast iron	DACROMET	DEEMAXX
TE192KROTOR10KF	10.9"	4.50" x 5 x 1/2"	Cast iron	DACROMET	KODIAK
TE192KROTOR10SS	10.9"	BLANK	S/steel	S/steel	DEEMAXX
TE192KROTOR10SSF	10.9"	4.50" x 5 x 1/2"	S/steel	S/steel	DEEMAXX
TE192KROTOR10SSK*	10.9"	4.50" x 5 x 1/2"	S/steel	S/steel	KODIAK
TE192KROTOR12	12"	5.50" x 6 x 1/2"	Cast iron	DACROMET	DEEMAXX
TE192KROTOR12K	12"	5.50" x 6 x 1/2"	Cast iron	DACROMET	KODIAK
TE192KROTOR12SS	12"	5.50" x 6 x 1/2"	S/steel	S/steel	DEEMAXX
TE192KROTOR12SSK*	12"	5.50" x 6 x 1/2"	S/steel	S/steel	KODIAK

\*No longer available

## BRAKE DRUMS



TE192240UFP pictured

PART NUMBER	CAPACITY (LB/PAIR)	DIA	PCD	BEARINGS OUTER & INNER	BRAND
TE192226C*	3500LB	10"	4.50" x 5 x 1/2"	L44649/10 & L68149/11	Unbranded
TE192226D	3500LB	10"	4.50" x 5 x 1/2"	L44649/10 & L68149/11	DEXTER
TE192240UFP	5200LB	12"	5.50" x 6 x 1/2"	LM67048/10 & 25580/20	DEXTER/UFP
TE192240D	6000LB	12"	5.50" x 6 x 1/2"	15123/45 & 25580/20	DEXTER/UFP
TE192243-08	7000LB	12"	6.50" x 8 x 1/2"	14125A/14276 & 25580/20	DEXTER
TE192243-09	7000LB	12"	6.50" x 8 x 9/16"	14125A/14276 & 25580/20	DEXTER

\*No longer available

## ELECTRIC BACKPLATES

PART NUMBER	SIZE (INCHES)	PARKBRAKE	BRAND
TE192273L&R	10" x2.25"	No	Dexter
TE192273LP&RP	10" x2.25"	Yes	Dexter
331100H 331101H	10" x2.25"	Yes	Suits Dexter
TE192275L&R	12" x2"	Yes	Dexter (Heavy Duty Magnets)
331300H 331301H	12" x2"	Yes	Suits Dexter
TE192276L&R*	12" x2"	No	Suits Dexter

\*No longer available



331100H (right hand) pictured

## HYDRAULIC BACKPLATES

PART NUMBER	SIZE (INCHES)	PARKBRAKE	BRAND
TE192272L&R	10" x2.25"	Yes	
TE192270LC&RC*	12" x2"	Yes	Suits Dexter
TE192270L&R (Duo-servo)	12" x2"	Yes	Dexter Heavy Duty

\*No longer available



TE192270LC (left hand) pictured

## BRAKE SHOES (SETS OF 2)

PART NUMBER	SIZE (INCHES)	TYPE	BRAND
TE192280 (Set of 2)	10" x2.25"	Electric	Dexter
339120 x1 339121 x1	10" x2.25"	Electric	Alko
TE192280C*	10" x2.25"	Electric	Suits Dexter
TE192278C*	10" x 2.25"	Hydraulic	Suits Dexter
TE192281	12" x2"	Electric	Dexter
339122 x1 339123 x1	12" x2"	Electric	Suits Dexter
TE192282L&R	12" x2" 7000LB	Hydraulic	Dexter

\*No longer available



TE192280C pictured

## ELECTRIC MAGNETS

### 339010 ELECTRIC MAGNET OVAL

10" with spring & clip



### 339012 ELECTRIC MAGNET OVAL 12"



### TE192293HD ELECTRIC MAGNET

12" heavy duty Dexter



## BEARING & SEAL KITS

PART NUMBER	AXLE RATING	FITS/SUITS
<b>TE190189-3500</b>	3500lb	Dexter
<b>TE190189-3750</b>	3750lb	UFP
<b>TE190189-5200</b>	5200lb	UFP and some Dexter
<b>TE190189-6000</b>	6000lb	Dexter

FOR MORE COMPREHENSIVE BEARING AND SEAL INFORMATION, PLEASE REFER TO PAGE 110, ALSO SOME INFORMATION PAGE 37.



## SEALS

PART NUMBER	TYPE	AXLE RATING	SIZE (OUTER DIA & INNER DIA)	FITS/SUITS
<b>TE192KU3</b>	American hub seal	3500lb	2.56" x 1.72"	
<b>TE192KU3UFP</b>	Hub seal	3500lb	2.56" x 1.68"	Suits UFP axles with s/s wear shroud
<b>TE192KU10</b>	American hub seal	6000lb	3.38" x 2.25"	
<b>TE191UFP32125</b>	Hub seal UFP	5200lb	3.38" x 2.13"	
<b>TE190148-3</b>	Hub seal - marine quality	5200lb - 8000lb		*Contact CM for details
<b>TE190148-4</b>	S/s bushing sleeve			To suit marine seal <b>TE190148-3*</b>

TE192KU3 pictured



\* Contact CM for details

## CALIPERS & PARTS

### TE192UFP33008-9 DISC PAD SET

Suits UFP DB-35K style (2 pads)



### TE192UFP41050L&R UFP HYDRAULIC CALIPER ASSY

Zinc plated



OTHER ITEMS  
YOU MAY BE  
INTERESTED IN ?

DUST CAPS  
SEE PAGE 38



WHEEL STUDS  
SEE PAGE 39



## TROJAN 1500KG DISC ROTOR/HUB

**TE19TR610030 225mm Diameter**

SG iron zinc plated

Studded 4.50" x 5 x 1/2"

Supplied with bearings, seal & dust cap



## TROJAN BOLT-ON DISC ROTOR

**TE19TRPT3110 225mm Diameter**

SG iron zinc plated

Supplied with cap screws



## ALKO 1500KG DISC BRAKE STUB AXLE

**143938NZ**



## CALIPERS

**341000**

Standard Al-Ko Caliper, suits Trojan

**341050**

Stainless Steel

AL-KO caliper



## DISC BRAKE PADS - SET OF 2 PADS

**MK2**

**TE19TRPT1018**

**MK3-7**

**TE19TRPT1020B (Bulk)**

**TE19TRPT1020 (Blister pack)**



MK3-7 Pad pictured

**CALIPER SLIDE PIN KIT****341081****ALKO STAINLESS PISTON****341083SS**

Suits Trojan Caliper

**CALIPER SEAL KITS**

**MK2 TE19TRPT1017 (2 caliper seal kits)**  
**MK3-7 TE19TRPT1019 (1 caliper seal kit)**



TE19TRPT1019 pictured

**WHEEL BEARING & SEAL KITS**

PLEASE SEE PAGE 124 HUB BEARING &amp; SEAL CHART



**KAITAIA****Saeco Wilson**

☎ 09 408 0960  
(Spanheke Engineering Supplies)  
36 Matthew's Ave

**KERI KERI****BNT Keri Keri**

☎ 09 401 7518  
Cnr General Gates Ave & Mill Ln

**WHANGAREI****BNT Whangarei**

☎ 09 438 3666  
19-21 Herekino St

**Donovan's Trade Supplies**

☎ 09 438 7028  
97 Port Rd

**WARKWORTH****BNT Warkworth**

☎ 09 422 3601  
33 Woodcocks Rd

**SILVERDALE****BNT Silverdale**

☎ 09 900 4224  
30 Foundry Rd

**WHANGAPAROA****BNT Whangaparoa**

10 Karepiro Drv  
☎ 09 424 6088

**AUCKLAND AREA****BNT Kumeu**

☎ 09 412 5698  
3 Shamrock Dr

**BNT Albany**

☎ 09 414 2436  
A/3, 4 Tawa Dr

**BNT Glenfield**

☎ 09 444 1079  
Unit 1/22 Hillside Rd

**BNT New Market**

☎ 09 304 1055  
36 Burleigh St, Eden Tce

**BNT Henderson**

☎ 09 837 2996  
3 Waipareira Ave

**BNT New Lynn**

☎ 09 826 0043  
18 Stock St

**BNT Otahuhu**

☎ 09 276 7124  
11-13 Huia Rd

**BNT Glen Innes**

☎ 09 570 5621  
44 Elizabeth Knox Pl

**BNT East Tamaki**

☎ 09 253 9095  
2/25 Highbrook Dr

**Hand Tool House**

☎ 07 847 4994  
25 Somerset St

**TradeZone TeRapa**

☎ 07 847 4994  
82 Vickery St, TeRapa

**Wholesale & Ind Supplies**

☎ 07 846 0328  
49 King St

**CAMBRIDGE****Ross Todd Eng & Supplies**

☎ 07 823 0909  
1 Lower Alpha St

**BNT Cambridge**

☎ 07 900 1800  
41 Shakespeare St

**TE AWAMUTU****Stewart & Cavalier**

☎ 07 871 7062  
1317 Alexandra St

**BNT Te Awamutu**

☎ 07 870 3127  
421 Rickit Rd

**OTOROHONGA****Lupton Engineering**

☎ 07 873 8733  
26 Progress Dr

**PUTARURU****Putaruru Hire**

☎ 07 883 7642  
19 Taupo St

**TAURANGA / MT MAUNGANUI****BNT Tauranga**

☎ 07 578 0805  
67 9th Ave

**BNT Mt Maunganui**

☎ 07 574 1326  
Unit 6, 17 Newton St

**Corrin Eng. Specialist**

☎ 07 543 0092  
7/61 Maleme Street

**Holmes Industrial Supplies**

☎ 07 575 0504  
798 Hull Rd, Mt Maunganui

**WHAKATANE****BNT Whakatane**

☎ 07 308 9494  
6 Peace St

**Tradezone Whakatane**

☎ 07 308 6937  
26 Te Tahi St

**BNT Manukau**

☎ 09 262 0252  
5 Druces Rd

**BNT Manukau (Comm)**

☎ 09 262 3201  
26a Ash Rd

**BNT Papakura**

☎ 09 299 6205  
7 Walters Rd

**BNT Onehunga**

☎ 09 634 5710  
55 Church St

**Marine West Limited**

☎ 09 835 2157  
13 Bruce McLaren Rd, Henderson

**Sparex NZ**

☎ 09 634 4121  
5142 Neilson St, Onehunga

**The Trailer Shop**

☎ 09 444 5571  
5/95 Ellice Rd, Glenfield

**PUKEKOHE****BNT Pukekohe**

☎ 09 237 0057  
157A Manukau Rd

**Wallace Heron**

☎ 09 238 3281  
143 Manukau Rd

**Hardware Eng Supplies**

☎ 09 238 1801  
139 Manukau Road

**THAMES****BNT Thames**

☎ 07 868 7034  
306 Pollen St

**MORRINSVILLE****Gibbons Engineering**

☎ 07 889 6029  
114A Avenue Rd

**Work Place Eng Supply Co**

☎ 07 889 7681  
Unit 2, 144 Thames St

**HAMILTON****BNT Hamilton**

☎ 07 847 3079  
14 Somerset St

**BNT Te Rapa**

☎ 07 849 3560  
4 Norris Ave

## GISBORNE

**BNT Gisborne**  
☎ 06 868 9112  
331 Palmerston Rd

**Eastland Oil & Engineering Supplies**  
☎ 06 868 6626, 61 Parkinson St

**Eastland Trailers & Towbars**  
☎ 06 8677 88, 8 Inness Street

**Tradezone Gisborne**  
☎ 06 868 8214  
6 Tupaea St, Awapuni

## TAUPO

**BNT Taupo** ☎ 07 900 6500  
33 Oruanui St

**Taupo Brake & Clutch**  
☎ 07 378 7429  
89 Tauhara Rd

## TOKOROA

**Holster Supplies**  
☎ 07 886 1701  
Chambers St

## ROTORUA

**BNT Rotorua**  
☎ 07 347 7872  
7 Waterford St

**TradeZone Rotorua**  
☎ 07 347 9110  
33 Depot St

## NAPIER

**BNT Napier**  
☎ 06 834 3800  
45 Thackeray St

**Tradezone Hawkes Bay**  
☎ 06 842 2304  
69 Austin St

## HASTINGS

**BNT Hastings**  
☎ 06 876 9139  
Cnr Tomoana Rd & Queen St

**Tradezone Hastings**  
☎ 06 870 4450  
506 Queen St West

## WAIPIKURAU

**Longridge Panel Beaters**  
☎ 06 858 9608  
39 Takapau Rd

**Stevenson & Taylor Ltd**  
☎ 06 858 6041  
2294 Takapau Rd

## WHANGANUI

**BNT Wanganui**  
☎ 06 345 6580  
1a Wilson St

**TradeZone Whanganui**  
☎ 06 344 4804  
362 Heads Rd



## HAWERA

**Croucher & Crowder**  
☎ 06 278 4185  
8 Nelson St

**BNT Hawera**  
☎ 06 278 1108  
125 Princess St

**Normanby Fibreglass Ltd**  
☎ 06 272 8162  
746 Ketemarae Rd

## MANAIA

**D Jennings Ltd**  
☎ 06 274 8563  
68 Main South Rd

## NEW PLYMOUTH

**BNT New Plymouth**  
☎ 06 758 0463  
114 Gill St

**Auto Brake & Clutch**  
☎ 06 769 5235  
173 Gill St

**Central Auto Parts**  
☎ 06 757 9989  
7 Hurlstone Dr

**Chooks Pumping & Eng**  
☎ 06 752 2112  
1268a Egmont Rd

**Croucher & Crowder**  
☎ 06 758 5133  
170 Gill St

## STRATFORD

**Stratford Engineering**  
☎ 06 765 8229  
Cnr Fenton & Juliet St

## OHAKUNE

**Ohakune Engineering Ltd**  
☎ 06 385 8952  
29 Burns St

## FEILDING

**Central Auto Parts Ltd**  
☎ 06 323 0903  
14 Eyre St

**Sparex NZ**  
☎ 06 323 7329  
20 Fergusson St

## PALMERSTON NORTH

**BNT Palmerston North**  
☎ 06 358 1039  
Cnr Walding & Lombard St

**Central Auto parts Ltd**  
☎ 06 353 5200  
84 Armstrong St

**TradeZone Palm Nth**  
☎ 06 357 8888  
711 Tremaine Ave

## LEVIN

**BNT Levin**  
☎ 06 367 5039  
150 Oxford St

## MASTERTON

**BNT Masterton**  
☎ 06 370 0039  
6 Harlequin St

## PARAPARUMU

**BNT Kapiti**  
☎ 04 296 6024  
112 Kapiti Rd

## PORIRUA

**BNT Porirua**  
☎ 04 237 0092  
23 Prosser St

## UPPER HUTT

**BNT Upper Hutt**  
☎ 04 900 6161  
58 Main Street

**The Trailer Centre Ltd**  
☎ 04 527 4064  
2 Fraser Crescent

## LOWER HUTT

**BNT Lower Hutt**  
☎ 04 570 1233  
9 Downer St

**Hutt City Auto Parts**  
☎ 04 589 0871  
24 Victoria Street, Alicetown

## WELLINGTON

**BNT Wellington**  
☎ 04 801 9266  
300 Taranaki St

**TAKAKA**

Tradezone Takaka ☎ 03 525 9847  
46 Motupipi St

**MOTUEKA**

Multiparts Direct ☎ 03 528 7002  
19 King Edward St

**TASMAN / MAHANA**

Moutere Caravans ☎ 03 543 2668  
219 Old Coach Rd, Upper Moutere

**NELSON**

BNT Nelson ☎ 03 539 1082  
55 Vanguard St

BNT Richmond ☎ 03 543 8381  
74 Oxford St

Nelson Caravans ☎ 021 802 710  
106 Tahunanui Drive

Newport Light Engineering ☎ 03 539 6200  
29A Parkers Rd

Opel Industries ☎ 03 547 8000  
35 Quarantine Rd, Stoke

Saeco Wilson ☎ 03 547 4888  
79 Quarantine Rd

**BLenheim**

Bearing & Accessory Centre  
☎ 03 578 6019  
51 Main St

BNT Blenheim  
☎ 03 579 1026  
Cnr Opawa St & Park Tce

Motor-Kanix & Light Engineering  
☎ 03 579 9494  
40 Grove Road

**WESTPORT**

B W Palmer Ltd  
26 Wakefield St  
☎ 03 789 7033

**GREYMOUTH**

BNT Greymouth ☎ 03 768 0914  
6 Charles O'Connor St

Smith Speed & Spares ☎ 03 768 5711  
28-40 Arney St

Westland Eng. Supplies ☎ 03 768 5720  
10 Boundary St

**HOKITIKA**

Bridge Motors ☎ 03 756 8001  
302 Kaniere Rd

**KAIKOURA**

D&E Kaitoura  
80 Beach Rd  
☎ 03 319 7119

**WAIU**

Ross Forbes Motors Ltd  
12 Lyndon St  
☎ 03 315 6130

**RANGIORA**

UDU Engineering ☎ 03 313 9221  
10 Grant Pl

BNT- Rangiora ☎ 03 310 6159  
319 Flaxton Rd

Rangiora Engineering & Structure  
☎ 03 313 3425 326 Flaxton Rd

**OXFORD**

Womersley Industries Ltd  
☎ 03 312 4521, 82 High St

**WAIKOUAITI**

Waikouaiti Auto & Engineering  
☎ 03 465 7797  
128 Main Rd, Waikouaiti

**DUNEDIN**

BNT Dunedin  
91 Vogel St  
☎ 03 477 1000

BNT South Dunedin  
418 Andersons Bay Rd  
☎ 03 455 2905

Commercial Transport Spares  
☎ 03 260 8000  
86 Otaki St

**MOSGIEL**

BNT Mosgiel ☎ 03 484 7727  
27B Gladstone Rd, Mosgiel

**BALCLUTHA**

King Engineering ☎ 03 418 2664  
10 High Street, Balclutha

**GORE**

BNT Gore ☎ 03 900 4673  
47 Ordsal St

Harrisons Supplies Ltd ☎ 03 208 7299  
59 Mersey St

**INVERCARGILL**

BNT Invercargill ☎ 03 218 8156  
53 Clyde Street

All Purpose Engineering ☎ 03 218 8600  
129 Crinan St

George Wilson Sales Ltd  
☎ 03 215 9064  
27 North Road

**WINTON**

Steve Geary Eng. ☎ 03 236 7131  
159 Great North Road

**ALEXANDRA**

Central Custom Eng. Ltd ☎ 03 448 6058  
11-13 Chicago St

GES (General Engineering & Safety  
Supplies) ☎ 03 448 6816  
13 Ngapara St

**CROMWELL**

BNT Cromwell ☎ 03 975 9200  
15 Venning Cres, Cromwell

GES (General Engineering  
& Safety Supplies)  
15 McNulty Rd ☎ 03 445 4816

**WANAKA**

Wanaka Tractor Services ☎ 03 443 7749  
11 Frederick St

**QUEENSTOWN**

BNT Queenstown  
1 Jock Boyd Pl, Frankton  
☎ 03 451 1775

Shotover Engineering 2001 Ltd  
☎ 03 442 2114  
Glenda Drive, Frankton  
Industrial Estate

**KAIAPOI**

Autozone Autoparts ☎ 03 327 3434  
80 Williams St

**CHRISTCHURCH**

BNT Christchurch ☎ 03 359 5362  
24 Abros Pl, Burnside

BNT Hornby ☎ 03 344 0145  
66 Carmen Road, Hornby

BNT Sydenham ☎ 03 379 0640  
33 Shakespeare Rd, Sydenham

Commercial Transport Spares  
☎ 03 349 9202  
129 Waterloo Rd, Hornby

Saeco Wilson ☎ 03 338 8533  
19 Loadstar Ave, Wigram

Truck & Trailer Parts ☎ 03 344 0148  
18b Gerald Connolly Place

**ROLLESTON**

BNT Rolleston ☎ 03 900 0081  
6 Centrum Lane, Rolleston

**LEESTON**

Thinkwater Canterbury ☎ 03 324 3889  
22 Station Rd

**DARFIELD**

Agman Engineering Ltd ☎ 03 318 7155  
51a Horndon St

**METHVEN**

Diesel Tech Machinery ☎ 03 302 8946  
12 Line Rd

**RAKAIA**

Plucks Engineering Ltd ☎ 03 302 7031  
Main South Road, Rakaia

**ASHBURTON**

The Front Store Ashburton ☎ 03 308 9917  
136-144 Moore St

GJ Blacklow & Co Ltd ☎ 03 308 3147  
146-154 South St

BNT Ashburton ☎ 03 307 6192  
418 West St

**TEMUKA**

Duncan Engineering ☎ 03 615 8624  
8 King St

**TIMARU**

The Front Store Timaru  
☎ 0800 688 868  
Seadown Road, Washdyke

BNT Timaru ☎ 03 688 5550  
4 Barnard St

**TWIZEL**

Twizel Auto & Marine Centre  
(Auto Super Shoppe)  
☎ 03 435 0760  
Cnr Ostler Rd & Hooker Cres

**OAMARU**

Ireland Engineering Ltd  
☎ 03 434 6956  
36 Orwell St

# CONVERSION TABLES: INCHES TO MILLIMETRES

FRACTION	DECIMAL	MM	FRACTION	DECIMAL	MM	INCH	MM
1/64	0.0156	0.3969	33/64	0.5156	13.0969	1	25.4
1/32	0.0312	0.7938	17/32	0.5312	13.4938	2	50.8
3/64	0.0469	1.1906	35/64	0.5469	13.8906	3	76.2
1/16	0.0625	1.5875	9/16	0.5625	14.2875	4	101.6
5/64	0.0781	1.9844	37/64	0.5781	14.6844	5	127.00
3/32	0.0938	2.3812	19/32	0.5938	15.0812	6	152.4
7/64	0.1094	2.7781	39/64	0.6094	15.4781	7	177.8
1/8	0.1250	3.1750	5/8	0.6250	15.8750	8	203.2
9/64	0.1406	3.5719	41/64	0.6406	16.2719	9	228.6
5/32	0.1562	3.9688	21/32	0.6562	16.6688	10	254.0
11/64	0.1719	4.3656	43/64	0.6719	17.0656	11	279.4
3/16	0.1875	4.7625	11/16	0.6875	17.4625	12	304.8
13/64	0.2031	5.1594	45/64	0.7031	17.8594	13	330.2
7/32	0.2188	5.5562	23/32	0.7188	18.2562	14	355.6
15/64	0.2344	5.9531	47/64	0.7344	18.6531	15	381.0
1/4	0.2500	6.3500	3/4	0.7500	19.0500	16	406.4
17/64	0.2656	6.7469	49/64	0.7656	19.4469	17	431.8
9/32	0.2812	7.1438	25/32	0.7812	19.8438	18	457.32
19/64	0.2969	7.5406	51/64	0.7969	20.2406	19	482.6
5/16	0.3125	7.9375	13/16	0.8125	20.6375	20	508.0
21/64	0.3281	8.3344	53/64	0.8281	21.0344	21	533.4
11/32	0.3438	8.7312	27/32	0.8438	21.4312	22	558.8
23/64	0.3594	9.1281	55/64	0.8594	21.8281	23	584.2
3/8	0.3750	9.5250	7/8	0.8750	22.2250	24	609.6
25/64	0.3906	9.9219	57/64	0.8906	22.6219	25	635.0
13/32	0.4062	10.3188	29/32	0.9062	23.0188	26	660.4
27/64	0.4219	10.7156	59/64	0.9219	23.4156	27	685.8
7/16	0.4375	11.1125	15/16	0.9375	23.8125	28	711.2
29/64	0.4531	11.5094	61/64	0.9531	24.2094	29	736.6
15/32	0.4688	11.9062	31/32	0.9688	24.6062	30	762.0
31/64	0.4844	12.3031	63/64	0.9844	25.0031	31	787.4
1/2	0.5000	12.700	1	1.0000	25.4000	32	812.8

While all attempts have been made to ensure information provided in this catalogue is correct at the time of going to press, CM Trailer Parts assumes no responsibility for errors, omissions, or contrary interpretations of the details contained herein.

Warranty information differs across our range of products. Please ask us for details when placing your order.

© CM Trailer Parts 2024/25

This ruler is  
intended as  
a guide only

