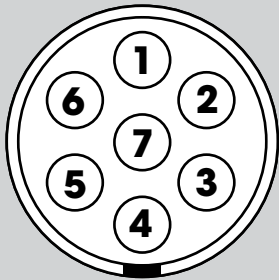



TYPICAL TRAILER WIRING DIAGRAM

To NZ Standard



7 Pin Plug - Round




7 Pin Socket - Round




7 Pin Plug - Flat



7 Pin Socket - Flat



12 Pin Plug - Flat



12 Pin Socket - Flat

No.	DESCRIPTION	COLOUR
1	Left hand Turn	Yellow
2	Reversing Signal	Black
3	Earth Return	White
4	Right Hand Turn	Green
5	Service Brakes	Blue
6	Stop Lamps	Red

No.	DESCRIPTION	COLOUR
7	Rear Tail Lamps / Marker Lamps	Brown
8	Battery Charger / Winch	Orange
9	Auxiliaries / battery Lead	Pink
10	Earth Return	White
11	Rear Fog Lamp	Grey
12	Auxiliaries	Violet



**LOGAN'S
TOP TIP**

TRAILER LIGHTING

All trailers must be fitted with ADR compliant lights. Rear tail lights must be fitted at the outer extremities of the trailer. Marker or forward facing lights are required for trailers over 2 metres in width.

- Tail Lights
- Stop Lights
- Indicator Lights
- Number Plate Light (one side only required)
- Reflectors
- Marker or forward facing lights if the trailer is over 2 metres wide