

SWIVELLING MACHINERY STANDS

TE9JW04S



TE9JW08S



TE9JW10S



SIDE-WIND/ SWIVELLING MACHINERY STAND

TE9JW10SS



SIDE-WIND MACHINERY STANDS

TE9JW5005



TE9JW26

Extendable foot.
Includes Mounting
Bracket.



TOP-WIND MACHINERY STAND

TE9JW25

Extendable foot.




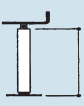
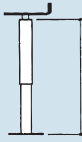

CLAMPED MACHINERY STAND

TE9JW08



We stock spare
parts for our NZ
manufactured
jockey wheels and
machinery stands.

GO TO SPARE PARTS: 126

PART NO	CAPACITY	CLOSED HEIGHT	EXTENDED	CLOSED HEIGHT SWIVEL CENTRE LINE TO BASE
				
TE9JW04S	900kg	350mm	600mm	180mm
TE9JW08	900kg	500mm	900mm	
TE9JW08S	900kg	500mm	900mm	250mm
TE9JW10S	2000kg	580mm	955mm	350mm
TE9JW10SS	2000kg	650mm	1025mm	350mm
TE9JW25	2700kg	600mm	1300mm	
TE9JW26	2700kg	600mm	1300mm	
TE9JW5005	3000kg	530mm	805mm	