

MASTER CYLINDERS

TE194436 – 3/4"

New registered design port entry angle on CM's 3/4" master cylinder allows the tubing to tuck in neat & close, thus minimising the risk of damage

Easier & quicker to install



TE194437 – 3/4" TE194438 – 7/8"



TE194439 – 1"




PART NO	NO PER PACK	BORE DIA.	SIDE PORT
TD194436		3/4"	✓
TE194437		3/4"	
TE194437P	1	3/4"	
TE194438		7/8"	
TE194439		1"	

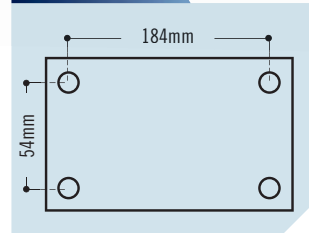
75MM RING OVERRIDE COUPLING

Does not include master cylinder and bracket.

Should be used in conjunction with limited swivel baseplate TE194A790HBP to restrict rotation of ring and prevent lock-up on pintle hooks.



BOLT PATTERN



ADR rating of 2270kg

The head rotates 360°


40mm thick ring section

PART NO	SIZE	CAPACITY	FINISH
TE4C795	40mm ring	2270kg	Painted

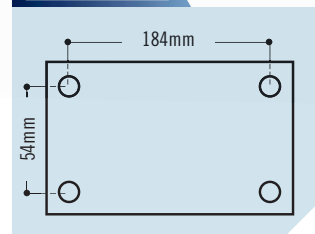
OFF-ROAD POLYBLOCK COUPLING

These off road polyblocks are fitted with a polyurethane block with hard-wearing nylon bushes for longer life.

The towbar mounting bracket is cast in superior austempered ductile iron and bolts onto the vehicle towbar. The body is the same unit as used in our proven override body. Available as a braked or unbraked swivel coupling, suitable for both hydraulic and mechanical brake systems.



BOLT PATTERN



PART NO	DESCRIPTION	CAPACITY
TE4PB700	Braking	2000kg
TE4PB750	Swivel Only	3000kg