

# MILD STEEL FABRICATED COUPLING

## TE4C740

1 7/8" agricultural weld-on mild steel fabricated coupling.

The top of the coupling is open and mud is less likely to build up in ball area

2000kg capacity



# MILD STEEL FABRICATED COUPLINGS - ROAD LEGAL

## TE4C741 1 7/8"

Road legal mild steel fabricated coupling.

Anti-rattle adjuster screw.

## TE4C745 50MM

Road legal mild steel fabricated coupling.

Anti-rattle adjuster screw.

## TE4C746 1 7/8" AND 50MM

Dual size coupling.

Handle assembly can be rotated 1800 to convert from one size to another.

## TE4C832


1 7/8" pressed steel trailer coupling suitable for the smaller trailer.

Suits 50mm RHS box section.

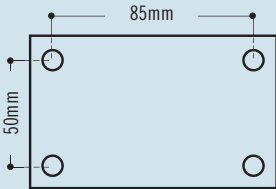
900kg capacity.



### BOLT PATTERN



### BOLT PATTERN



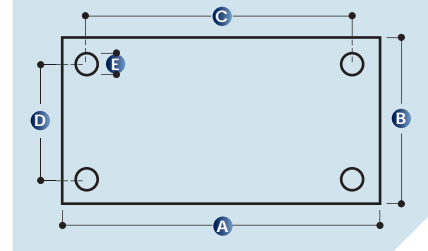
PART NO	SIZE	CAPACITY
TE4C741	1 7/8"	2000kg
TE4C745	50mm	2000kg
TE4C746	1 7/8" and 50mm	2000kg

# COUPLING MOUNTING PLATES

CM stock a range of trailer coupling mounting plates to suit override, electric, plunger and lever couplings.



### BOLT PATTERN



PART NO	A	B	C	D	E	THICKNESS	SUITS
TE4MP1	145mm	80mm	101mm	51mm	12.5mm	10mm	CM Plunger Couplings
TE4MP4	151mm	80mm	90mm	36mm	11mm	10mm	CM, Trojan, Viking lever couplings
TE4MP7	220mm	80mm	184mm	53mm	12mm	10mm	Override & Electric Couplings